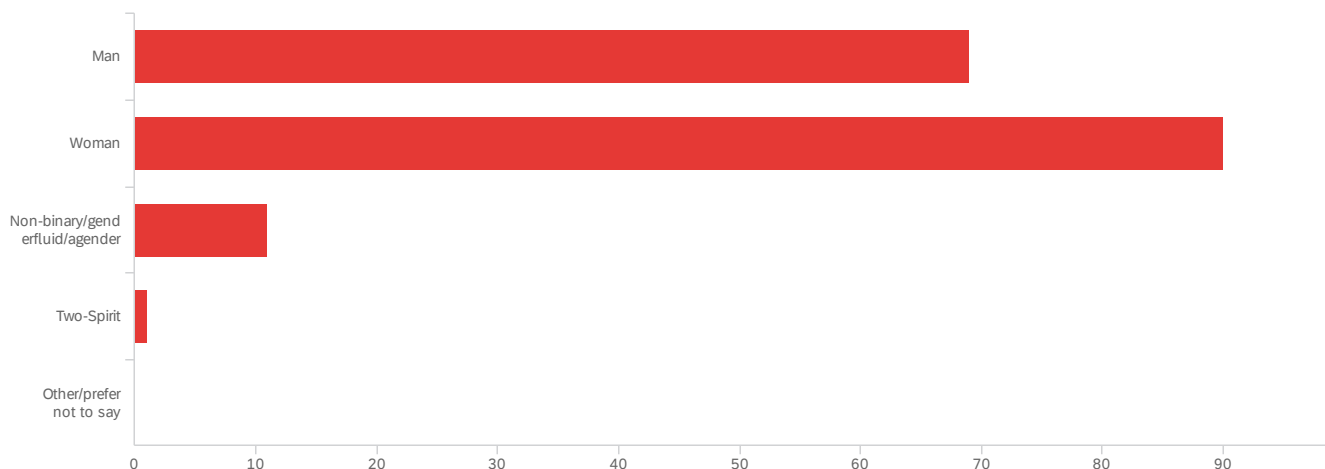


# Default Report

Sociopragmatic Analysis of Cultural Identity

September 6, 2023 10:07 AM ADT

## Question 1 - What is your gender identity?

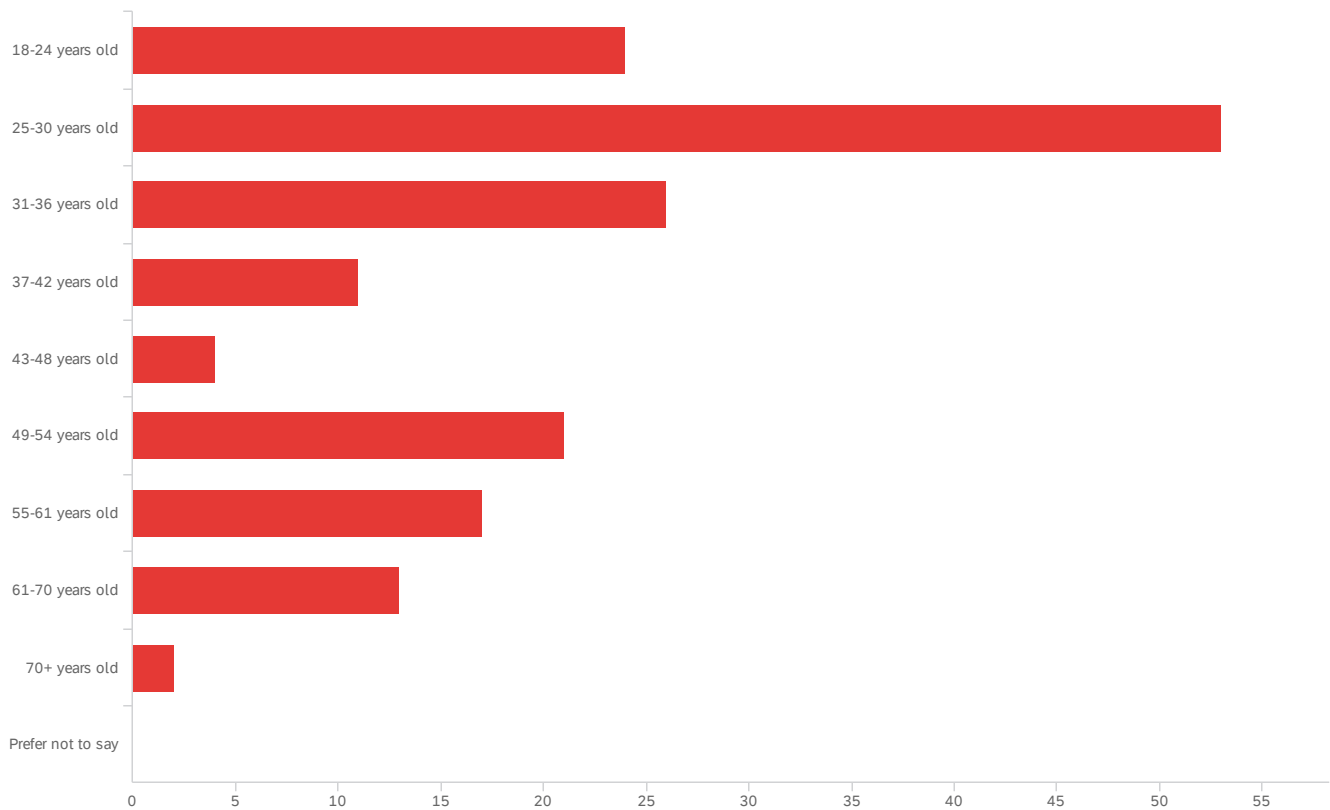


#	Field	Minimum	Maximum	Mean	Std Deviation	Variance	Count
1	What is your gender identity?	1.00	4.00	1.67	0.62	0.38	171

#	Field	Choice Count
1	Man	40.35% 69
2	Woman	52.63% 90
3	Non-binary/genderfluid/agender	6.43% 11
4	Two-Spirit	0.58% 1
5	Other/prefer not to say	0.00% 0
		171

Showing rows 1 - 6 of 6

## Question 2 - What is your age bracket?



#	Field	Minimum	Maximum	Mean	Std Deviation	Variance	Count
1	What is your age bracket?	1.00	9.00	3.74	2.35	5.50	171

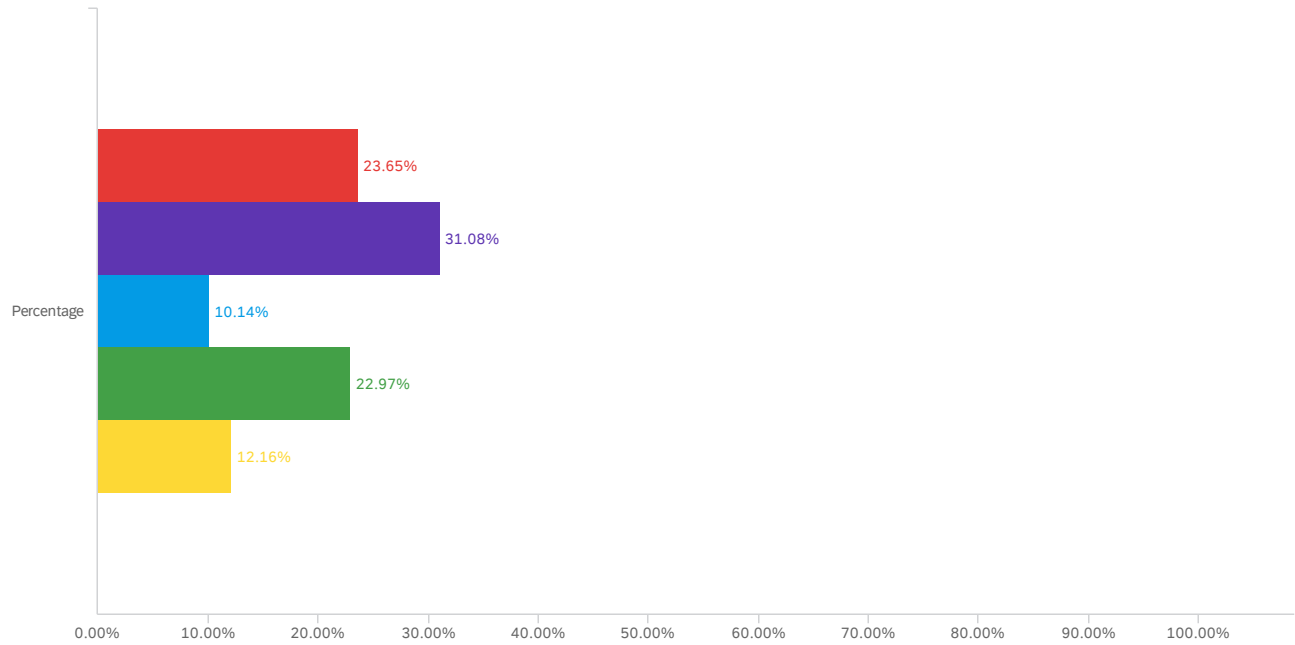
#	Field	Choice Count
1	18-24 years old	14.04% 24
2	25-30 years old	30.99% 53
3	31-36 years old	15.20% 26
4	37-42 years old	6.43% 11
5	43-48 years old	2.34% 4
6	49-54 years old	12.28% 21
7	55-61 years old	9.94% 17
8	61-70 years old	7.60% 13

#	Field	Choice Count
9	70+ years old	1.17% 2
10	Prefer not to say	0.00% 0

171

Showing rows 1 - 11 of 11

Question 1 - Without any additional context, do you believe the speaker is worried about their community's loss of shared culture due to the environmental circumstances?

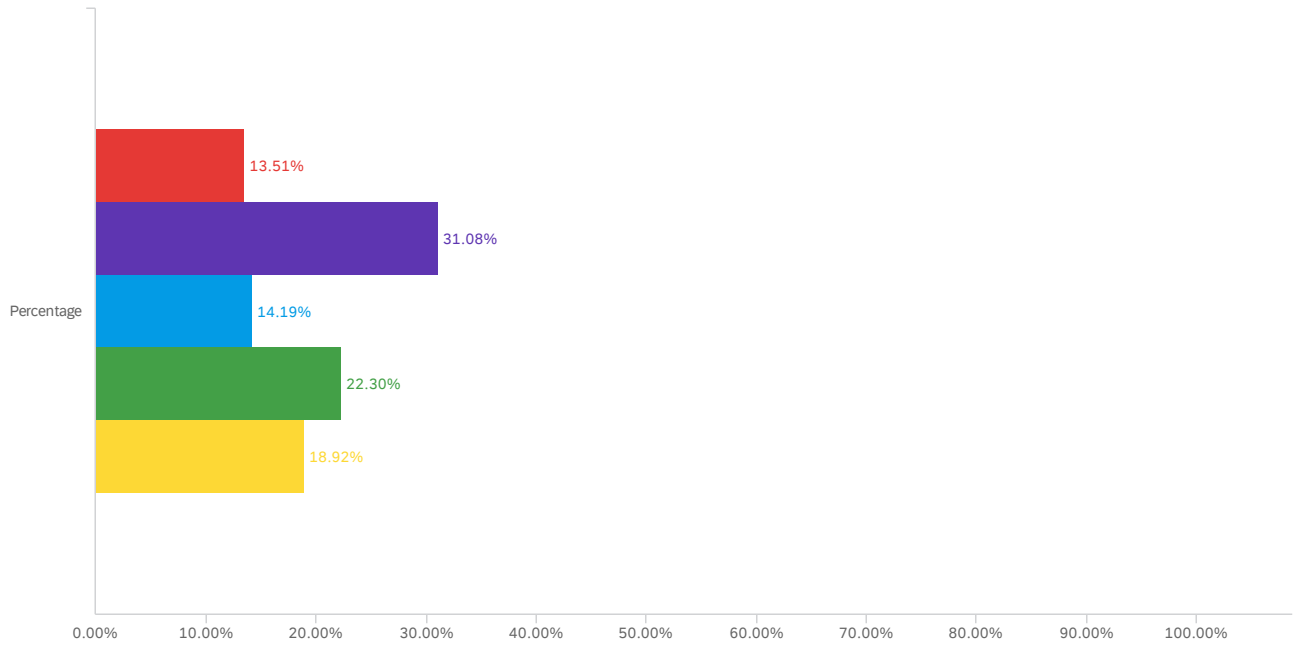


#	Field	Minimum	Maximum	Mean	Std Deviation	Variance	Count
1	Without any additional context, do you believe the speaker is worried about their community's loss of shared culture due to the environmental circumstances?	1.00	5.00	2.69	1.37	1.88	148

#	Field	Choice Count
1	Strongly agree	23.65% 35
2	Somewhat agree	31.08% 46
3	Neither agree nor disagree	10.14% 15
4	Somewhat disagree	22.97% 34
5	Strongly disagree	12.16% 18
		148

Showing rows 1 - 6 of 6

Question 2 - Do you think the speaker argues — at least in part — based on personal spiritual grounds?

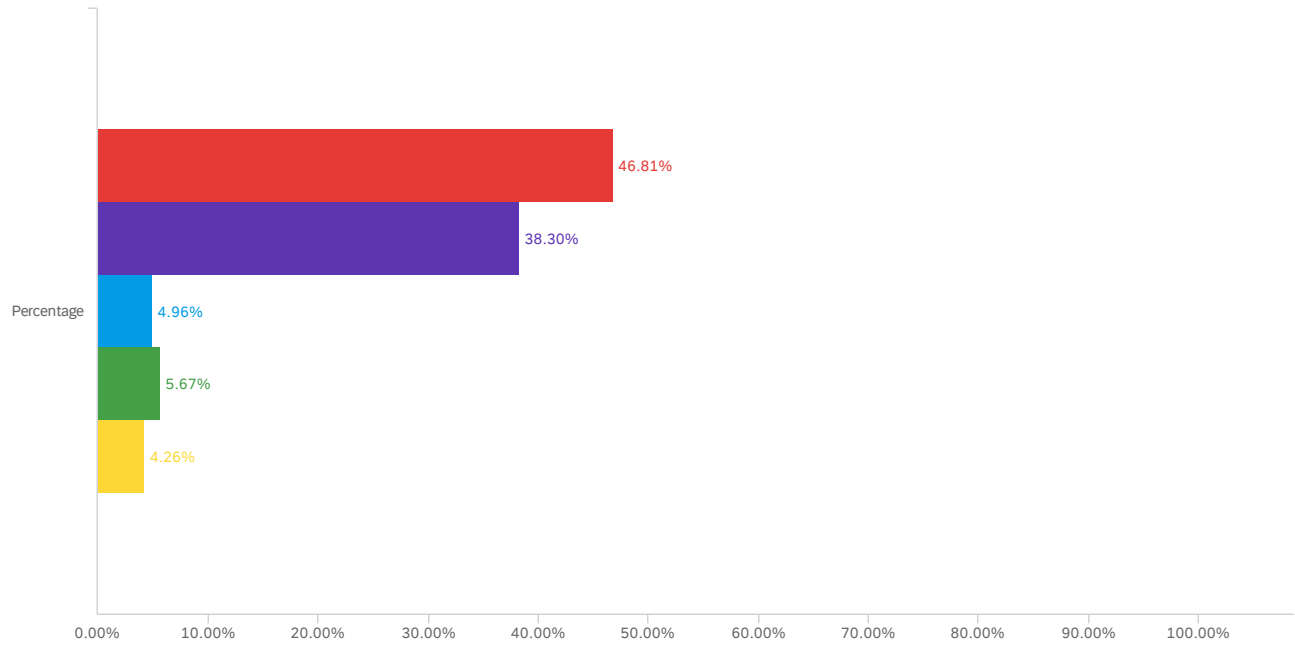


#	Field	Minimum	Maximum	Mean	Std Deviation	Variance	Count
1	Do you think the speaker argues — at least in part — based on personal spiritual grounds?	1.00	5.00	3.02	1.35	1.83	148

#	Field	Choice Count
1	Strongly agree	13.51% 20
2	Somewhat agree	31.08% 46
3	Neither agree nor disagree	14.19% 21
4	Somewhat disagree	22.30% 33
5	Strongly disagree	18.92% 28
		148

Showing rows 1 - 6 of 6

Question 1 - With the additional context given, do you believe the speaker is worried about her community's loss of culture due to the environmental circumstances?



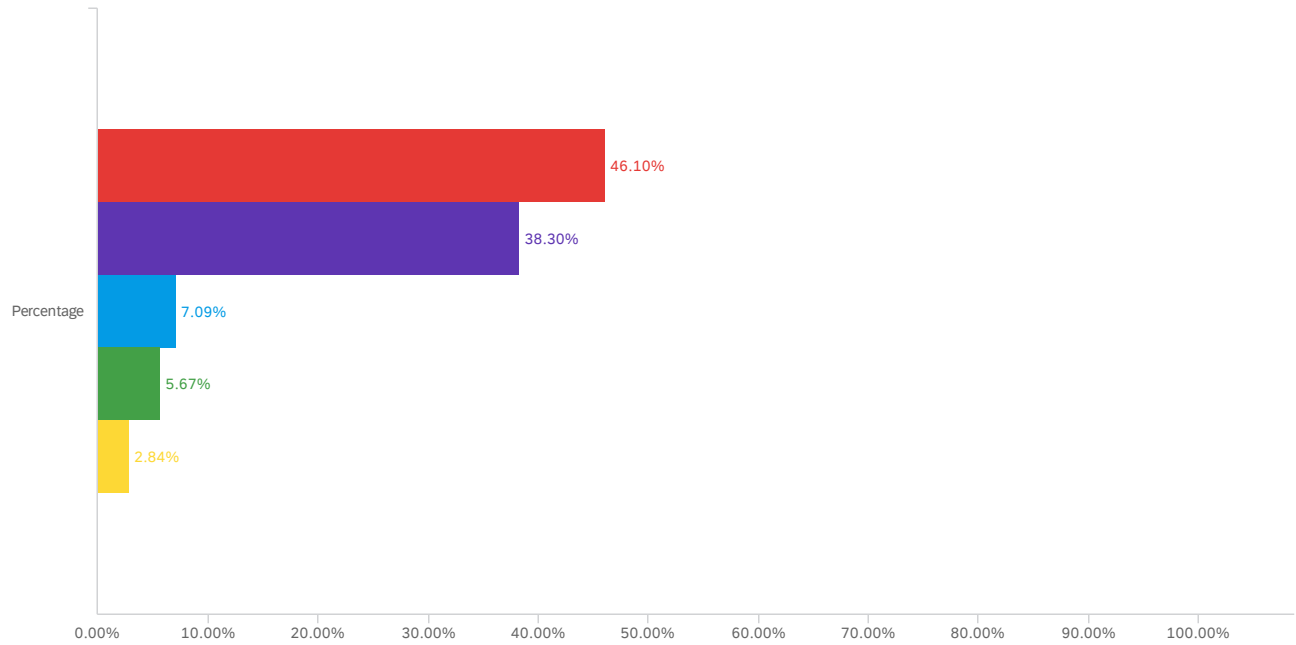
#	Field	Minimum	Maximum	Mean	Std Deviation	Variance	Count
1	With the additional context given, do you believe the speaker is worried about her community's loss of culture due to the environmental circumstances?	1.00	5.00	1.82	1.05	1.10	141

#	Field	Choice Count
1	Strongly agree	46.81% 66
2	Somewhat agree	38.30% 54
3	Neither agree nor disagree	4.96% 7
4	Somewhat disagree	5.67% 8
5	Strongly disagree	4.26% 6
		141

Showing rows 1 - 6 of 6

Q14 - Do you think the speaker argues — at least in part — based on personal spiritual grounds?

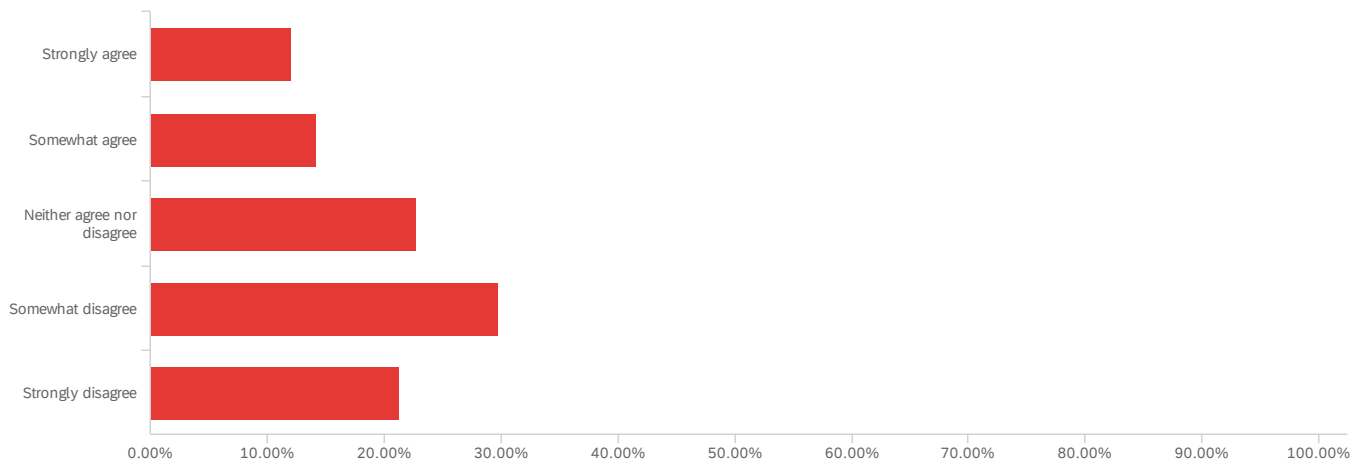


#	Field	Minimum	Maximum	Mean	Std Deviation	Variance	Count
1	Do you think the speaker argues — at least in part — based on personal spiritual grounds?	1.00	5.00	1.81	0.99	0.98	141

#	Field	Choice Count
1	Strongly agree	46.10% 65
2	Somewhat agree	38.30% 54
3	Neither agree nor disagree	7.09% 10
4	Somewhat disagree	5.67% 8
5	Strongly disagree	2.84% 4
		141

Showing rows 1 - 6 of 6

## Question 1 - Overall, do you agree with the speaker's statement?



#	Field	Minimum	Maximum	Mean	Std Deviation	Variance	Count
1	Overall, do you agree with the speaker's statement?	1.00	5.00	3.34	1.29	1.66	141

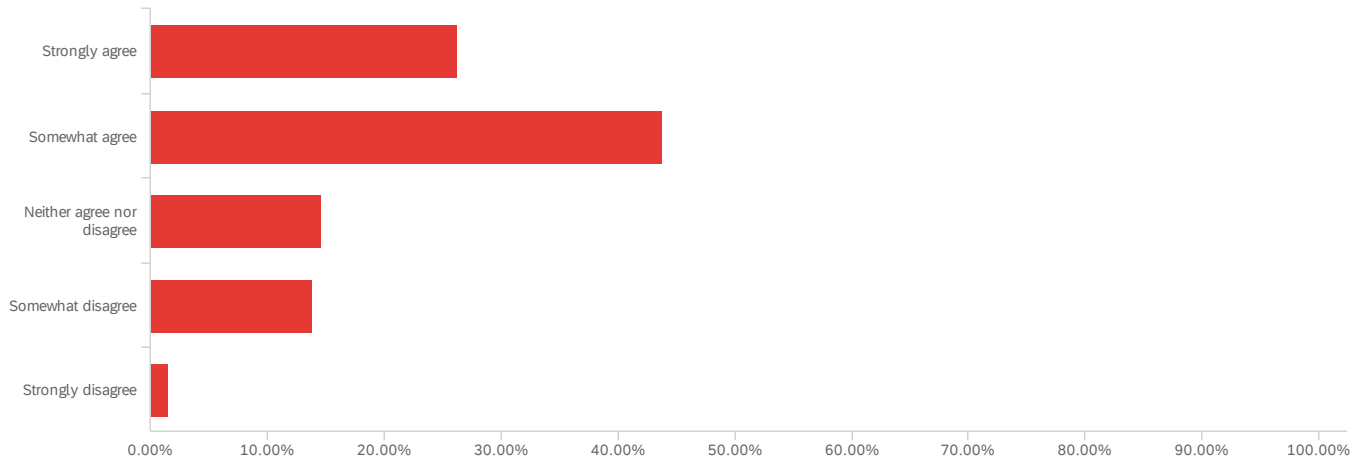
#	Field	Choice Count
1	Strongly agree	12.06% 17
2	Somewhat agree	14.18% 20
3	Neither agree nor disagree	22.70% 32
4	Somewhat disagree	29.79% 42
5	Strongly disagree	21.28% 30
		141

Showing rows 1 - 6 of 6



Q18 - Given the additional context and rest of the quote, and once again carefully

considering its entire implications: Do you overall agree with the speaker's statement?

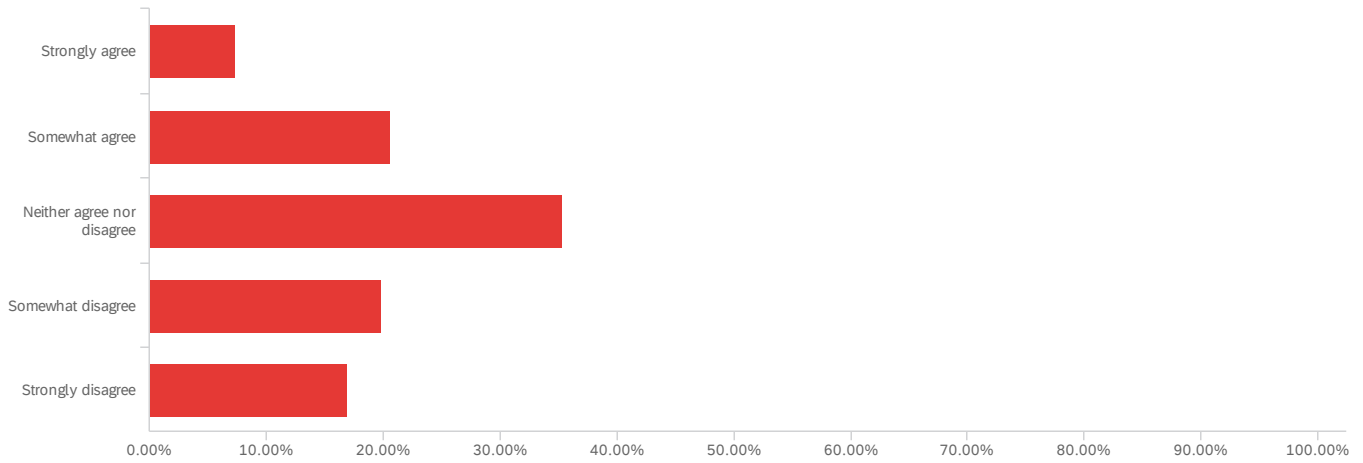


#	Field	Minimum	Maximum	Mean	Std Deviation	Variance	Count
1	Given the additional context and rest of the quote, and once again carefully considering its entire implications: Do you overall agree with the speaker's statement?	1.00	5.00	2.20	1.03	1.05	137

#	Field	Choice Count
1	Strongly agree	26.28% 36
2	Somewhat agree	43.80% 60
3	Neither agree nor disagree	14.60% 20
4	Somewhat disagree	13.87% 19
5	Strongly disagree	1.46% 2
		137

Showing rows 1 - 6 of 6

Question 1 - Do you believe the speaker acts — at least in part — out of spiritual/religious conviction?



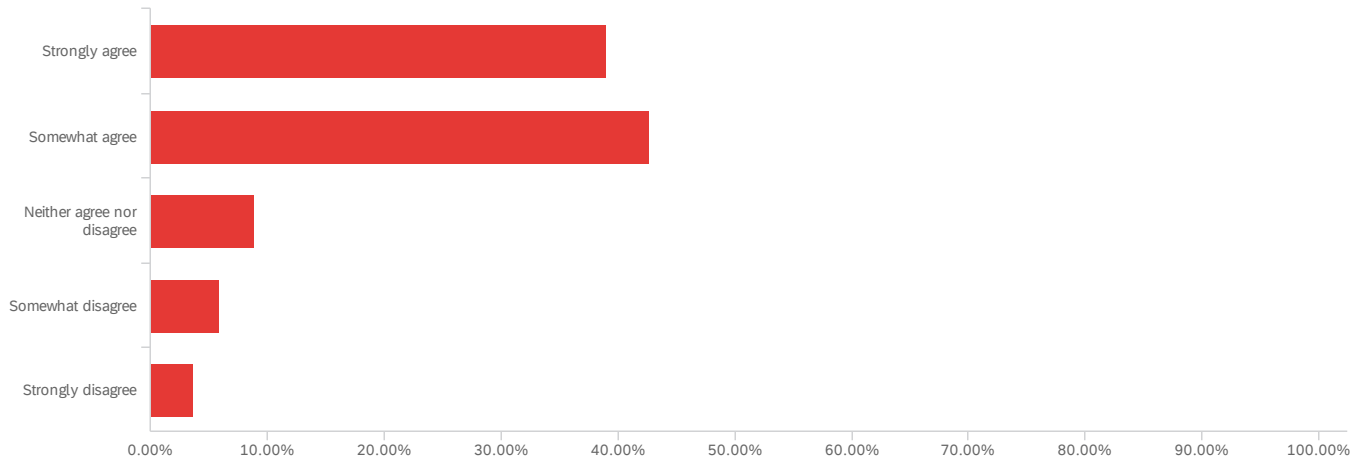
#	Field	Minimum	Maximum	Mean	Std Deviation	Variance	Count
1	Do you believe the speaker acts — at least in part — out of spiritual/religious conviction?	1.00	5.00	3.18	1.16	1.34	136

#	Field	Choice Count
1	Strongly agree	7.35% 10
2	Somewhat agree	20.59% 28
3	Neither agree nor disagree	35.29% 48
4	Somewhat disagree	19.85% 27
5	Strongly disagree	16.91% 23
		136

Showing rows 1 - 6 of 6

## Question 2 - From a cultural perspective, do you think the speaker feels personally

disrespected by the person or entity they're addressing?



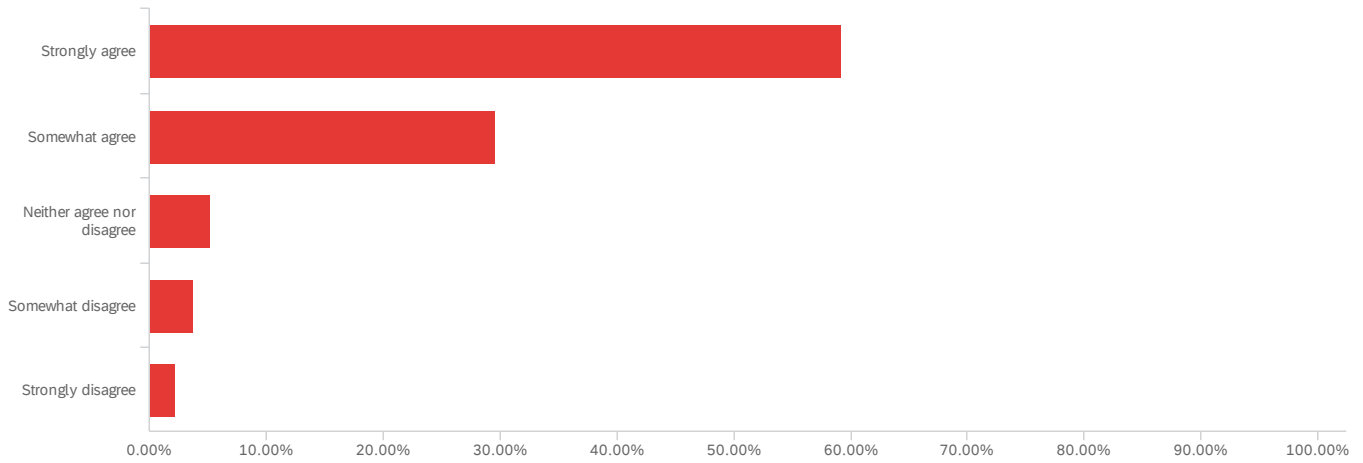
#	Field	Minimum	Maximum	Mean	Std Deviation	Variance	Count
1	From a cultural perspective, do you think the speaker feels personally disrespected by the person or entity they're addressing?	1.00	5.00	1.93	1.02	1.04	136

#	Field	Choice Count
1	Strongly agree	38.97% 53
2	Somewhat agree	42.65% 58
3	Neither agree nor disagree	8.82% 12
4	Somewhat disagree	5.88% 8
5	Strongly disagree	3.68% 5
		136

Showing rows 1 - 6 of 6

Question 1 - Do you believe the speaker acts — at least in part — out of spiritual/religious conviction?

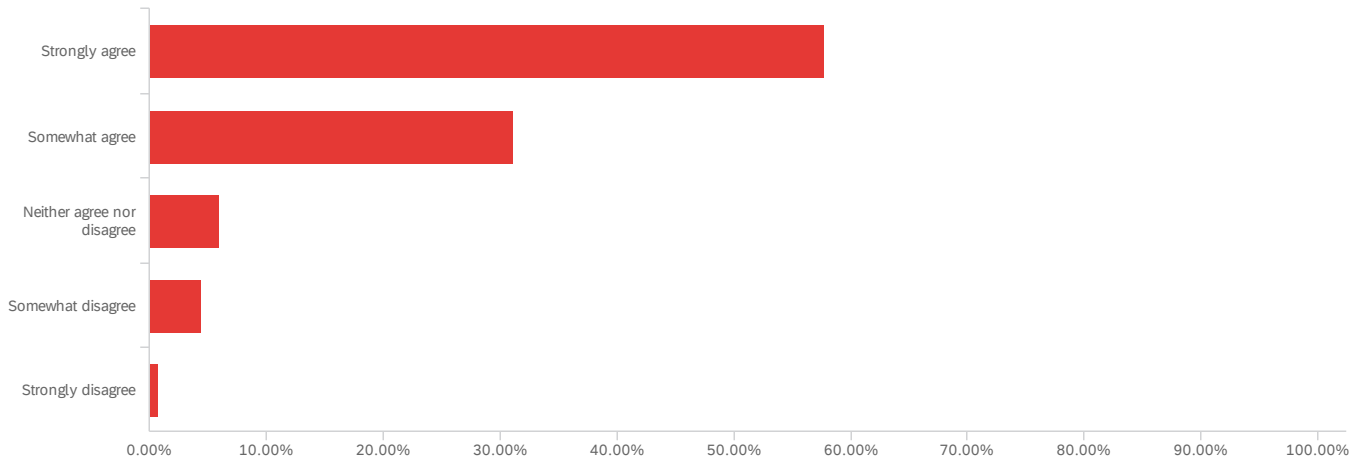


#	Field	Minimum	Maximum	Mean	Std Deviation	Variance	Count
1	Do you believe the speaker acts — at least in part — out of spiritual/religious conviction?	1.00	5.00	1.60	0.91	0.83	135

#	Field	Choice Count
1	Strongly agree	59.26% 80
2	Somewhat agree	29.63% 40
3	Neither agree nor disagree	5.19% 7
4	Somewhat disagree	3.70% 5
5	Strongly disagree	2.22% 3
		135

Showing rows 1 - 6 of 6

Question 2 - Do you think the speaker feels culturally disrespected by the person or entity they're addressing?



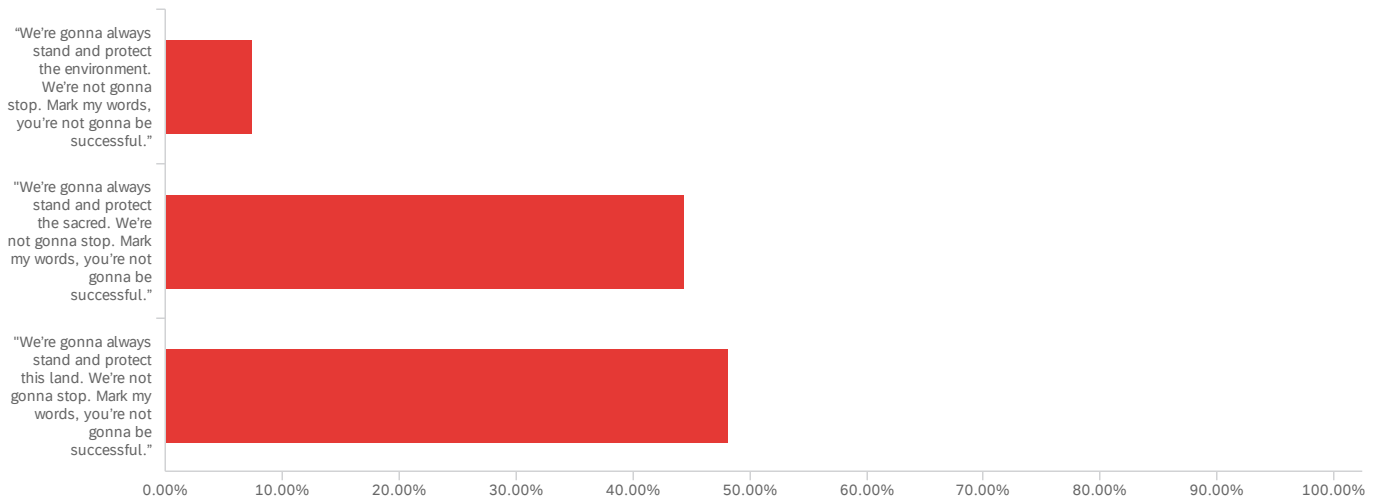
#	Field	Minimum	Maximum	Mean	Std Deviation	Variance	Count
1	Do you think the speaker feels culturally disrespected by the person or entity they're addressing?	1.00	5.00	1.59	0.85	0.72	135

#	Field	Choice Count
1	Strongly agree	57.78% 78
2	Somewhat agree	31.11% 42
3	Neither agree nor disagree	5.93% 8
4	Somewhat disagree	4.44% 6
5	Strongly disagree	0.74% 1
		135

Showing rows 1 - 6 of 6

Question 3 - Lastly, consider this: The speaker of the previous quote is an indigenous person fighting to protect the environment and land that they and their local community are situated on. Generally speaking, honouring and preserving the natural environment is of great spiritual importance to the Mi'kmaq, and arguably a cornerstone of Mi'kmaq (as well as other indigenous) culture(s). Based on this additional information, consider the three following versions of the quote you read above and indicate which one you think is most likely to accurately convey the personal and cultural importance of the cause to the speaker:

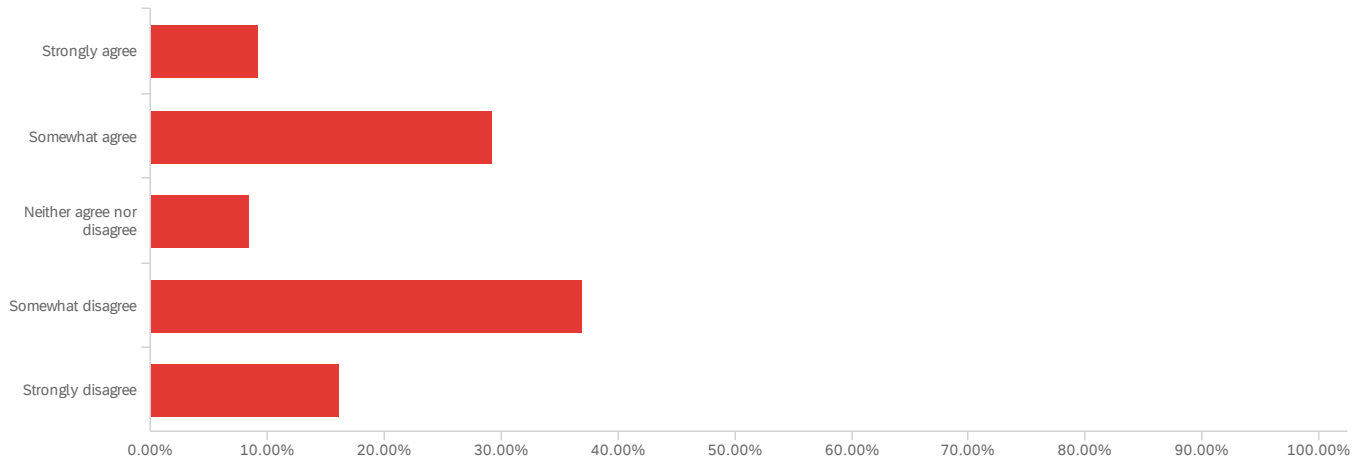


#	Field	Minimum	Maximum	Mean	Std Deviation	Variance	Count
1	Lastly, consider this: The speaker of the previous quote is an indigenous person fighting to protect the environment and land that they and their local community are situated on. Generally speaking, honouring and preserving the natural environment is of great spiritual importance to the Mi'kmaq, and arguably a cornerstone of Mi'kmaq (as well as other indigenous) culture(s). Based on this additional information, consider the three following versions of the quote you read above and indicate which one you think is most likely to accurately convey the personal and cultural importance of the cause to the speaker:	1.00	3.00	2.41	0.62	0.39	135

#	Field	Choice Count
1	"We're gonna always stand and protect the environment. We're not gonna stop. Mark my words, you're not gonna be successful."	7.41% 10
2	"We're gonna always stand and protect the sacred. We're not gonna stop. Mark my words, you're not gonna be successful."	44.44% 60
3	"We're gonna always stand and protect this land. We're not gonna stop. Mark my words, you're not gonna be successful."	48.15% 65
		135

Showing rows 1 - 4 of 4

Question 1 - Do you think the speaker is addressing a strictly local audience rather than a broader, more general one (including non-locals)?



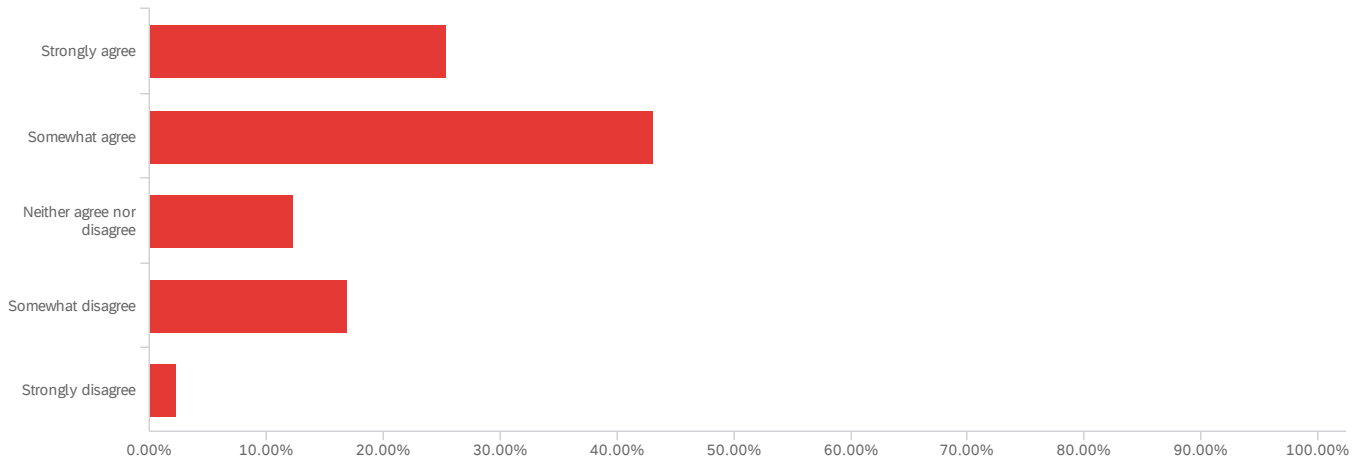
#	Field	Minimum	Maximum	Mean	Std Deviation	Variance	Count
1	Do you think the speaker is addressing a strictly local audience rather than a broader, more general one (including non-locals)?	1.00	5.00	3.22	1.28	1.63	130

#	Field	Choice Count
1	Strongly agree	9.23% 12
2	Somewhat agree	29.23% 38
3	Neither agree nor disagree	8.46% 11
4	Somewhat disagree	36.92% 48
5	Strongly disagree	16.15% 21
		130

Showing rows 1 - 6 of 6



Question 2 - Do you believe the speaker speaks on behalf of a larger, regional group of people (as opposed to only a small, very local group of residents)?

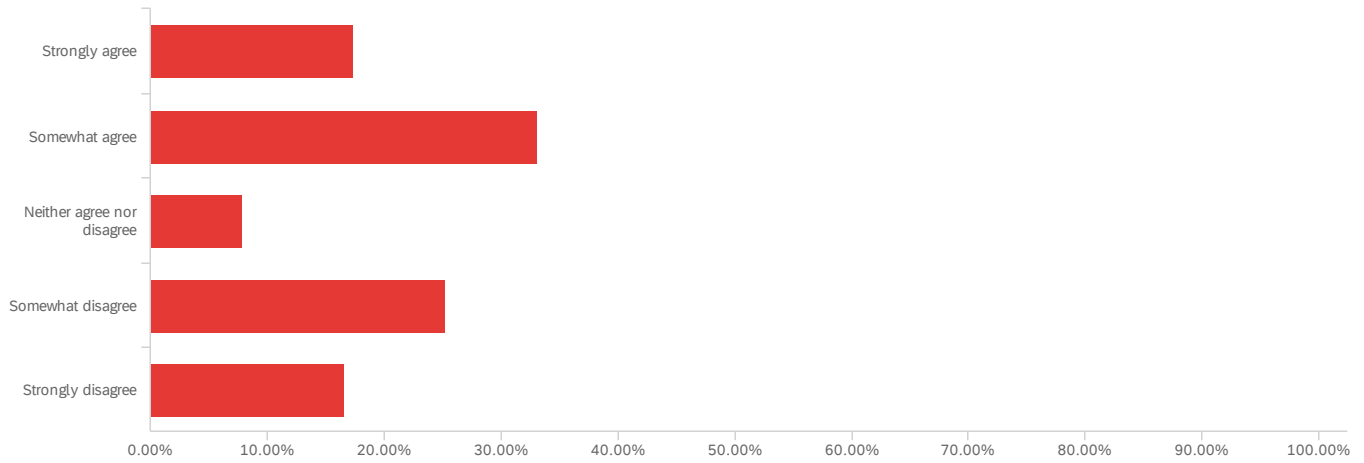


#	Field	Minimum	Maximum	Mean	Std Deviation	Variance	Count
1	Do you believe the speaker speaks on behalf of a larger, regional group of people (as opposed to only a small, very local group of residents)?	1.00	5.00	2.28	1.09	1.18	130

#	Field	Choice Count
1	Strongly agree	25.38% 33
2	Somewhat agree	43.08% 56
3	Neither agree nor disagree	12.31% 16
4	Somewhat disagree	16.92% 22
5	Strongly disagree	2.31% 3
		130

Showing rows 1 - 6 of 6

Question 1 - Do you believe the speaker is addressing a strictly local audience (rather than a broader, more general one)?

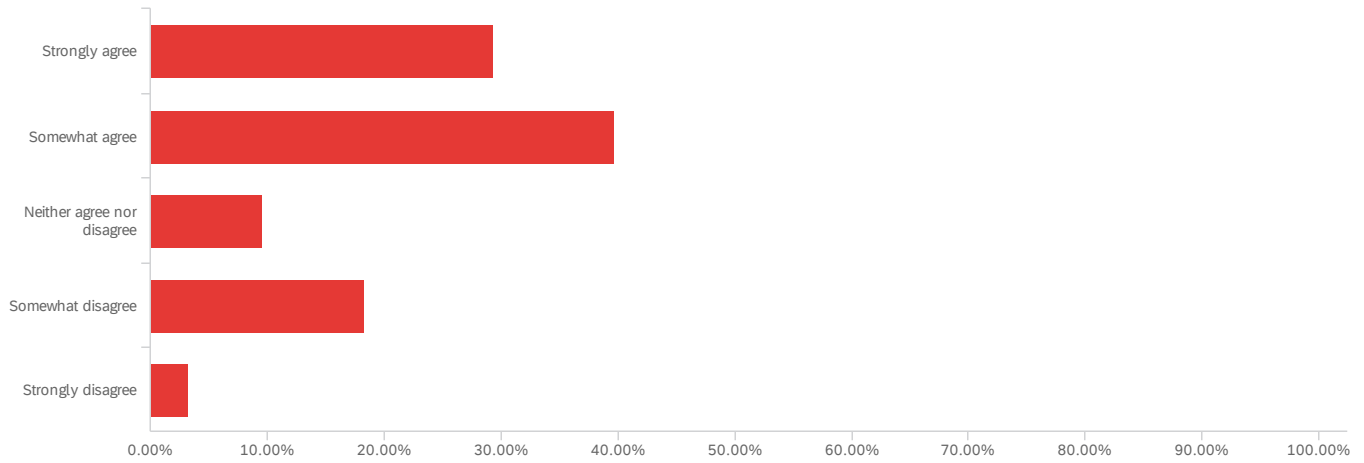


#	Field	Minimum	Maximum	Mean	Std Deviation	Variance	Count
1	Do you believe the speaker is addressing a strictly local audience (rather than a broader, more general one)?	1.00	5.00	2.91	1.39	1.93	127

#	Field	Choice Count
1	Strongly agree	17.32% 22
2	Somewhat agree	33.07% 42
3	Neither agree nor disagree	7.87% 10
4	Somewhat disagree	25.20% 32
5	Strongly disagree	16.54% 21
		127

Showing rows 1 - 6 of 6

Question 2 - Do you think the speaker speaks on behalf of a larger, regional group of people, as opposed to only their own small, local community?



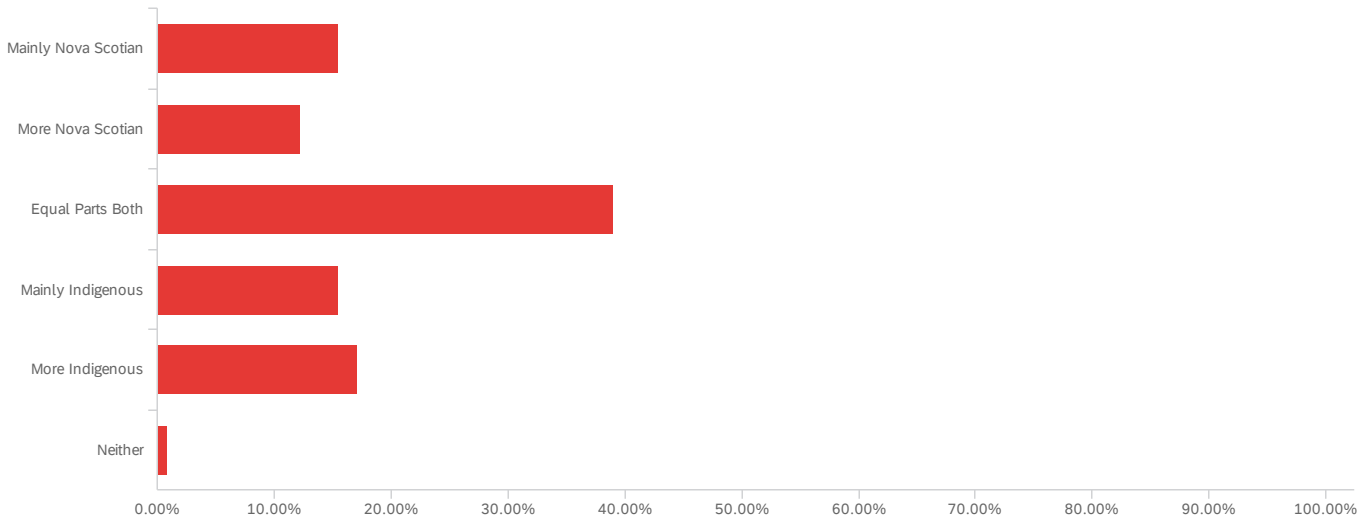
#	Field	Minimum	Maximum	Mean	Std Deviation	Variance	Count
1	Do you think the speaker speaks on behalf of a larger, regional group of people, as opposed to only their own small, local community?	1.00	5.00	2.26	1.16	1.34	126

#	Field	Choice Count
1	Strongly agree	29.37% 37
2	Somewhat agree	39.68% 50
3	Neither agree nor disagree	9.52% 12
4	Somewhat disagree	18.25% 23
5	Strongly disagree	3.17% 4
		126

Showing rows 1 - 6 of 6

Question 1 - Imagine hearing the quote in its immediate original context (e.g. on TV or on the radio). Do you consider the speaker talking to you about their cause primarily as a (fellow) Nova Scotian, a local indigenous person, equal parts both, or neither?



#	Field	Minimum	Maximum	Mean	Std Deviation	Variance	Count
1	Imagine hearing the quote in its immediate original context (e.g. on TV or on the radio). Do you consider the speaker talking to you about their cause primarily as a (fellow) Nova Scotian, a local indigenous person, equal parts both, or neither?	1.00	6.00	3.09	1.28	1.64	123

#	Field	Choice Count
1	Mainly Nova Scotian	15.45% 19
2	More Nova Scotian	12.20% 15
3	Equal Parts Both	39.02% 48
4	Mainly Indigenous	15.45% 19
5	More Indigenous	17.07% 21
6	Neither	0.81% 1

123

Showing rows 1 - 7 of 7

**End of Report**

