

INCREASING THE SPAWNING BIOMASS OF NORTHERN  
ATLANTIC COD, *Gadus morhua*, THROUGH THE  
RELEASE OF MATURE FARMED FISH

CENTRE FOR NEWFOUNDLAND STUDIES

**TOTAL OF 10 PAGES ONLY  
MAY BE XEROXED**

(Without Author's Permission)

H. WADE HISCOCK









**Increasing the Spawning Biomass of Northern Atlantic Cod, *Gadus morhua*, Through the Release of Mature Farmed Fish**

by

© H. Wade Hiscock

A thesis submitted to the School of Graduate Studies  
in partial fulfillment of the  
requirements of the degree of  
Master of Science

Department of Biology  
Memorial University of Newfoundland

1997

St. John's

Newfoundland

## ACKNOWLEDGEMENTS

Many thanks to my supervisor, Dr. Joe Wroblewski, for his guidance and support. I would also like to thank the other members of my supervisory committee: Drs. Joe Brown and John Green. Valuable field assistance was provided by Wade Bailey, Claude Seward, Greg Seward, Bruce Nolan, and Kim Morgan. The Captain and crew of the C.R.V. *Shamook*, and Capt. Jan Negrijn of the *Mares* (Marine Institute), assisted with data collection at sea. Laboratory assistance was provided by Bruce Nolan, Adrian Jordaan, Danny Boyce, and Harry Hicks. Dr. David Schneider and Kent Smedbol provided advice on statistical procedures. Funding for this research was provided by the Canadian Centre for Fisheries Innovation, the Newfoundland Labrador Department of Fisheries and Aquaculture, and the Canada Department of Fisheries and Oceans. I held a Graduate Studies Fellowship from Memorial University. Last, but not least, I would like to express my sincere gratitude to my wife Gayle McIver.

# TABLE OF CONTENTS

|   | Page |
|---|------|
| ABSTRACT  | ii   |
| ACKNOWLEDGEMENTS  | iii  |
| LIST OF TABLES  | vi   |
| LIST OF FIGURES   | viii |
| INTRODUCTION  | 1    |
| CHAPTER 1 <i>Fecundity of farmed northern Atlantic cod</i>  | 5    |
| 1.1 Materials and Methods   | 5    |
| 1.2 Results   | 9    |
| 1.3 Discussion  | 13   |
| CHAPTER 2 <i>Spawning behavior and egg viability of farmed cod</i>  | 27   |
| 2.1 Materials and Methods   | 27   |
| 2.2 Results   | 31   |
| 2.3 Discussion  | 33   |
| CHAPTER 3 <i>Post-release movements and survival of farmed cod</i>  | 43   |
| 3.1 Materials and Methods   | 43   |
| 3.2 Results   | 47   |
| 3.3 Discussion  | 52   |
| SUMMARY AND CONCLUSIONS   | 68   |
| REFERENCES  | 71   |
| APPENDIX A: Data from farmed Atlantic cod, <i>Gadus morhua</i> , sampled at the Gooseberry Cove fish farm on April 17-18, 1995. <i>L. br.</i> = <i>Lernaeocera branchialis</i> . Fish number [26] not used in study because of a torn caudal fin. These fish were tagged and released on May 1-2, 1995. | 78   |
| APPENDIX B: Data from wild Atlantic cod, <i>Gadus morhua</i> , sampled in Smith Sound, Trinity Bay, NF, on April 24-25, 1995. <i>L. br.</i> = <i>Lernaeocera branchialis</i> . These fish were released immediately after tagging.  | 86   |

|   |     |
|---|-----|
| APPENDIX C: Data from farmed Atlantic cod, <i>Gadus morhua</i> , sampled at the Gooseberry Cove fish farm on Sept. 7, 1995. <i>L. br.</i> = <i>Lernaeocera branchialis</i> .  | 95  |
| APPENDIX D: Data from wild Atlantic cod, <i>Gadus morhua</i> , sampled in Smith Sound, Trinity Bay, NF, on Sept. 26, 1995. <i>L. br.</i> = <i>Lernaeocera branchialis</i> .   | 97  |
| APPENDIX E: Data from farmed, female Atlantic cod, <i>Gadus morhua</i> , sampled at the Gooseberry Cove fish farm on April 4, 1996. Fish 5 and 12 had hydrated oocytes. The gill parasite <i>L. branchialis</i> was not found on any of the fish.   | 99  |
| APPENDIX F: Oocyte data from 75 female Atlantic cod, <i>Gadus morhua</i> , sampled at the Gooseberry Cove fish farm on April 17-18, 1995. Fish number corresponds to fish number in Appendix A. Count refers to number of fish with a given oocyte size.  | 100 |
| APPENDIX G: Oocyte data from 51 female Atlantic cod, <i>Gadus morhua</i> , sampled in Smith Sound, Trinity Bay, NF, on April 25, 1995. Fish number corresponds to fish number in Appendix B. Count refers to number of fish with a given oocyte size.   | 104 |
| APPENDIX H: Data from wild Atlantic cod, <i>Gadus morhua</i> , sampled in Smith Sound, Trinity Bay, NF, on May 4, 1995. Fish 1 - 36 were collected at a different location than fish 37 - 100 (see chapter 2 for locations sampled). Note the maturity stages for females are: 0 = immature, 1 = eggs forming but no hydration and ovary is flaccid, 2 = some hydrated eggs (< 50%) and ovary increasing in size, 3 = full ovary with > 50% hydration (spawning to occur in immediate future). <i>L. br.</i> = <i>Lernaeocera branchialis</i> . | 107 |

# LIST OF TABLES

|   | Page |
|---|------|
| Table 1.1: Fecundity data from Atlantic cod, <i>Gadus morhua</i> , sampled at the Gooseberry Cove fish farm on April 4, 1996. The ovary sample number corresponds to the fish number in Appendix E. Fish 5 and 12 had hydrated oocytes. Three subsamples (denoted a, b and c) were taken from each ovary. Fec. is the potential fecundity.  | 16   |
| Table 1.2: Mean ( $\pm$ 1 s.d.) condition factors for farmed and wild Atlantic cod, <i>Gadus morhua</i> , from Trinity Bay, NF. K = Fulton's condition factor. Kg = Fulton's condition factor using gutted weight. HSI = hepatosomatic index. GSI = gonado-somatic index.   | 17   |
| Table 2.1: Data from 15 female and 5 male Atlantic cod, <i>Gadus morhua</i> , placed in a spawning cage at the Gooseberry Cove cod farm. The fish were placed in the spawning bag on May 2, 1995, but the data was collected on July 6, 1995 after all fish were spent. Fertilized eggs were collected from these fish throughout the spawning period. None of these fish had <i>L. branchialis</i> parasites.  | 39   |
| Table 2.2: Size of farmed and wild female Atlantic cod, <i>Gadus morhua</i> , that were cannulated for oocyte development in April, 1995 (Appendix A,B). ANOVA results are given as $p:F$ where $F$ has $df$ 1,124 for length, and 1,123 for weight (one fish was not weighed).   | 40   |
| Table 2.3: Collection dates in 1995 of spawned Atlantic cod, <i>Gadus morhua</i> , eggs from Gooseberry Cove cod farm in Trinity Bay. Temp. = temperature at the cod farm. Quantity is volume (ml) of eggs collected. Egg stage represents egg development or number of blastomeres at time of arrival at the MSRL. Egg diameters were measured on arrival ( $n = 30$ ). Larval lengths were recorded at 100% hatch ( $n = 20$ ). Survival time was time for 50% and 100% mortality with selected larval batches. Numbers in parentheses are standard errors. "-" = not measured. | 41   |
| Table 3.1: Information on the 37 sonically-tagged cod released May 1-2, 1995 at the farm in Gooseberry Cove, Trinity Bay.   | 56   |

|  |    |
|--|----|
| Table 3.2: Mean time ( $\pm$ SE) to leave the release site for farmed (F) and wild (W) cod at different criteria for time. p-values and <i>F</i> -ratios ( <i>p</i> : <i>F</i> ) are from the ANOVA table and the sources of error are interaction (inter.) release day (rel.) (ie. May 1 or May 2), and group (F and W). All <i>F</i> -Ratio's had <i>df</i> = 1,33. END = mean time to leave the release site (no criteria). Items in <b>bold</b> are significant at the 95% confidence level. | 57 |
| Table 3.3: Recapture information on sonically-tagged Atlantic cod, <i>Gadus morhua</i> . See Table 3.1 (fish #) for size at release. See Figure 3.5 for recapture sites. F/W = farmed/wild. All fish recaptured within Trinity Bay, otherwise B.B. = Bonavista Bay.  | 58 |
| Table 3.4: Recapture information on T-bar anchor, externally tagged Atlantic cod, <i>Gadus morhua</i> . See Appendices A (farmed) and B (wild) for size at release. F/W = farmed/wild. All fish recaptured within Trinity Bay, otherwise B.B. = Bonavista Bay, C.B. = Conception Bay.  | 59 |

## LIST OF FIGURES

|   | Page |
|---|------|
| Figure 1.1: A map of Newfoundland showing Trinity Bay.  | 18   |
| Figure 1.2: The Random Island region in western Trinity Bay, with locations of the Gooseberry Cove cod farm (square), East Random Head (star) where the farmed cod were originally trapped during June 1992, and the site in Smith Sound (diamond) where wild cod were captured in April 1995 and transported to the farm for sonic tagging and release. Circle denotes location of wild cod sampled in September 1995. | 19   |
| Figure 1.3: Temperatures taken at 5 m depth (near continuous recording) at the Gooseberry Cove cod farm site during 17 April 1995 - 4 April 1996.   | 20   |
| Figure 1.4: Whole weight (kg) versus length (cm) for farmed Trinity Bay cod (n = 242) sampled on 17 April 1995 compared to wild Trinity Bay cod (n = 267) sampled from Smith Sound on 24 April 1995.  | 21   |
| Figure 1.5: Gutted weight (kg) versus age (years) for farmed Trinity Bay cod (n = 45) sampled on 7 September 1995 compared to wild Trinity Bay cod (n = 49) sampled from Smith Sound on 26 September 1995.  | 22   |
| Figure 1.6: Potential fecundity (millions of oocytes) versus gutted-gilled weight (kg) for farmed Trinity Bay cod (n = 13) sampled on 4 April 1996 compared to wild Northern Grand Bank cod (n = 21) reported by May (1967).  | 23   |
| Figure 1.7: Potential fecundity (millions of oocytes) versus length (cm) for farmed Trinity Bay cod (n = 13) sampled on 4 April 1996 compared to wild Trinity Bay cod (n = 78) reported by Pinhorn (1984).  | 24   |
| Figure 1.8: Potential fecundity (millions of oocytes) versus age (years) for farmed Trinity Bay cod (n = 13) sampled on 4 April 1996 compared to wild Trinity Bay cod (n = 78) reported by Pinhorn (1984).  | 25   |
| Figure 1.9: Relative fecundity (thousands of oocytes) for farmed cod (A = farmed Placentia Bay cod, see Wroblewski <i>et al.</i> 1997. B = farmed Trinity Bay cod, this study), wild cod (Buzeta & Waiwood 1982), and laboratory cultured cod (Kjesbu & Holm 1994). Vertical lines are 95% confidence limits.   | 26   |

|  |    |
|--|----|
| Figure 2.1: Percent of farmed Trinity Bay cod sampled on 17 April 1995 and wild Smith Sound cod sampled on 24-25 April 1995 with oocytes of each diameter.   | 42 |
| Figure 3.1: Study region of Trinity Bay where sonically-tagged farmed and wild cod were released. The fish were released on 1-2 May 1995. The release site was the Gooseberry Cove cod farm (square). The shaded cone represents the hydrophone detection range.   | 60 |
| Figure 3.2: The percentage of fish remaining at the release site (cone of detection by the hydrophone shown in Figure 3.1) at various times (hrs.) after release. Fish were assumed to be present unless no signal was recorded for 30 consecutive minutes.  | 61 |
| Figure 3.3: Percentage of farmed and wild cod detected by the hydrophone at the farm at various times (days) after release. The graph break represents three days of equipment failure.  | 62 |
| Figure 3.4a: Sites of relocation of sonically-tagged cod on 3 May 1995 (48 and 24 hours after first and second release respectively). Light and dark circles are wild and farmed fish respectively. Note, distributed throughout Gooseberry Cove were 10 farmed and 4 wild fish. Area searched was inside dashed line. | 63 |
| Figure 3.4b: Sites of relocation of sonically-tagged cod two weeks after release. Light and dark circles are wild and farmed fish respectively. Area searched was coastal region shown in figure up to 2 n mi from the shoreline.  | 64 |
| Figure 3.4c: Sites of relocation of sonically-tagged cod in late August 1995, four months after release. Light and dark circles are wild and farmed fish respectively. Area searched was all coastal region of Trinity Bay (including southern Trinity Bay - not shown) up to 2 n mi from the shoreline.               | 65 |
| Figure 3.5: Sites of recapture of sonically-tagged cod as of November 1, 1996. Light and dark circles are wild and farmed fish respectively. Dates are positioned near recapture sites (month/year).   | 66 |
| Figure 3.6: Sites of recapture of cod that had external T-bar anchor tags, as of November 1, 1996. Light and dark squares are wild and farmed fish respectively. Wild fish were tagged and released in Smith Sound (light circle). Farmed fish were tagged and released at the farm.                                   | 67 |



## INTRODUCTION

The stock abundance of the northern Atlantic cod, *Gadus morhua*, is presently at a historic low level. In the mid 1960's the spawning stock biomass (historically assumed to be fish aged 7+ for statistical purposes) exceeded a million metric tons (Lear and Parsons 1993), but overfishing eventually caused the cod stock to collapse. Consequently a moratorium on domestic fishing was established by the Canadian Federal Government in 1992 (Hutchings and Myers 1994a). By 1992 the total stock size (fish aged 3+) had dropped to 125,000 mt (Bishop *et al.* 1993). In 1993 the spawning biomass of the northern cod stock was estimated at 22,000 mt (Lear and Parsons 1993). Age at 50% maturity since the late 1980's has shown a trend toward younger (4-5 yrs old) fish (Taggart *et al.* 1994). The present spawning biomass is composed of relatively young cod.

The intent of the current moratorium on fishing cod in Atlantic Canada is to allow the cod stocks to recover. However a recovery of the northern cod stock has not been detected (Fisheries Resource Conservation Council 1996). One management option is intervention to increase the spawning biomass (Wroblewski *et al.* 1996). It may be possible to increase the numbers of mature cod through release of farmed fish and thus enhance recruitment to the northern Atlantic cod population (Working Group on Cod Enhancement 1994). This could be achieved operationally by capturing young cod in traps, holding them in pens, feeding them to satiation throughout the growth season, and releasing them back into the wild. Cod farmers in Newfoundland have demonstrated that

fish taken from the wild, held in sea cages, and fed a natural diet, can double in weight and grow several centimeters in length over the summer months (Fisher 1988). Late in the growth season most weight gain appears as gonadal tissue rather than somatic tissue (Lee 1988). Some juvenile cod may reach sexual maturity one year earlier in farms than in the wild (Waiwood 1982; Karlson *et al.* 1995). Once released, farm fish could augment the spawning biomass of cod resident in Newfoundland bays (Wroblewski *et al.* 1994; Ruzzante *et al.* 1996; Wroblewski *et al.* 1996). There is generally a positive relationship between northern cod spawning stock biomass and subsequent recruitment (Myers and Barrowman 1996).

The method of stock enhancement being investigated in this study, termed "grow-out and release" (Working Group on Cod Enhancement 1994), is novel in terms of traditional stock enhancement programs. Traditionally, fish are raised in a hatchery from the egg stage and then released into the wild at various life-history stages (depending on the species), but generally as juveniles (Richards and Edwards 1986). Hatchery based stocking programs have met with much criticism over the years, especially regarding their effectiveness at increasing numbers of fish, and the fitness of fish after release (Howell 1994; White *et al.* 1995). There have been numerous accounts of behavioral, genetic, physiological, and morphological anomalies associated with hatchery released fish (see reviews by Blaxter 1975; Marnell 1986; Heggberget *et al.* 1993; Washington and Koziol 1993; White *et al.* 1995); hence the need for other stock enhancement strategies (eg. Blankenship and Leber 1995). The grow-out and release method involves growth

advancement of wild fish, rather than production of eggs and juveniles in a hatchery.

Using wild fish avoids the genetic manipulation associated with hatchery broodstock.

However there may be behavioral effects of captivity stemming from holding and feeding.

There is information available on the fecundity of cod cultured from the egg stage (eg. Kjesbu 1989; Kjesbu *et al.* 1991), but published information on the potential fecundity of wild cod fed in captivity is limited. Chambers and Wairwood (1996) report the fecundity of captive cod as the number of eggs released, rather than quantity of eggs in the ovary prior to spawning (potential fecundity). They also do not report the feeding level of their experimental fish.

The first objective of this study (chapter 1) was to determine if wild northern cod would have significant gains in potential fecundity, after being fed to near satiation every 2-3 days over several growing seasons. I hypothesized that farmed cod would have significantly greater fecundity than wild cod of the same length, weight, or age. A second objective (chapter 2) was to determine if cod, held captive over several growing seasons in nearshore waters, would have a similar spawning period as wild cod. I hypothesized that holding cod in sub-zero waters over the winter would delay their spawning period relative to wild cod which overwinter in deeper, warmer waters. Related to the second objective, I also examined the viability of eggs and larvae of farmed cod. A third objective (chapter 3) was to test the hypothesis that captive cod would become domesticated by feeding (ie. the cod would become tame and accustomed to their new home). Therefore once released, the time to leave the farm site would be significantly longer for captive cod than

wild cod (released at the same time and place). As part of this third objective, I also wished to determine if captivity had any effects on fishing mortality of cod after their release back into the ocean.

## CHAPTER 1

### *Fecundity of farmed northern Atlantic cod*

For cod enhancement by "grow-out and release" to be feasible there must be a significant gain in the fecundity of farmed cod over wild cod. Hence, a study was conducted to compare fecundities of both groups. This involved determining the fecundities of fish with a known history from a cod farm, and comparing them to published fecundity data of wild cod. Condition factors, as an indication of nutritional well-being, were also compared between farmed and wild fish (sampled at the same time). I hypothesized that the fecundity of farmed cod would be significantly greater than the fecundity of same size (or age) wild cod.

#### **1.1 Materials and Methods**

The study was conducted in the Random Island region of Trinity Bay (Figure 1.1). During June 1992 several thousand juvenile and adult cod were captured in a cod trap near East Random Head, Trinity Bay and transported by boat (Fisher 1988) to a sea cage in Gooseberry Cove (Figure 1.2). The sea cage measured approximately 9 x 11 x 5 m deep and was moored in water of 18 m depth. The number of cod in the cage declined over time as some fish were harvested each fall. There was an annual loss of approximately 5% of the fish due to natural mortality (eg. predation by sea otters). On 17 April, 1995 there were approximately 1000 cod remaining in the cage. By 4 April 1996 there were only about 300 cod in the cage. These were the fish used in the present study.

The fish were maintained in the cage for four years and fed natural prey (fresh/frozen: capelin, herring, or squid based on local availability) through the growth season (May to October). The fish were fed to satiation every 2-3 days. Feeding ceased with the onset of cold water temperatures in the late fall (October to November), as expected (Waiwood *et al.* 1991).

Landfast ice covered the site annually from early February until mid-late April. During the winter months the fish survived in sub-zero water by producing antifreeze glycoproteins (Fletcher *et al.* 1997). Temperature and salinity profiles adjacent to the cage were taken periodically during the winter of 1993-94 using a Seabird Electronics Inc. Seacat SBE 19-03 (see Fletcher *et al.* 1997). Salinity profiles indicated a salinity of approximately 32 ppt below a depth of 1 m. Freshwater runoff lowered the salinities of the upper meter occasionally below 15 ppt. Temperature at 5 m depth was recorded near continuously from 17 April 1995 to 4 April 1996 (Figure 1.3) using a Vemco Ltd. Sealog-TD, attached to the bottom of the sea cage.

#### **Morphometric measurements and condition factors of farmed and wild cod**

On 17 April 1995 twelve farmed fish were sacrificed for health evaluation. Analyses were performed at two pathology laboratories: Fisheries and Marine Institute, Memorial University of Newfoundland, and the Atlantic Veterinary College, University of Prince Edward Island.

During 17-18 April 1995, 244 farmed fish were randomly sampled from the cage for fork length (L) (nearest 0.5 cm), whole wet weight (W) ( $\pm 10$  g), and presence of the

gill parasite *Lernaocera branchialis* (Appendix A). For comparison, 267 wild cod caught in Smith Sound, Trinity Bay (Figure 1.2) on 24-25 April 1995 were sampled for fork length (nearest cm), whole wet weight ( $\pm 5$  g) and external parasites (Appendix B). The fish were caught using an otter trawl (# 36 Yankee) at a depth of 154 meters by the C.R.V. *Shamook*. The duration of the tow was five minutes. Sagittal otoliths were removed from 37 farmed and 50 wild cod for aging by personnel at Science Branch, DFO, St. John's (Appendix A, B).

Farmed and wild fish were also sampled in September, 1995 for an indication of post-spawning condition. On 7 September 1995, 45 farmed fish were randomly sampled for fork length (to nearest 0.5 cm), whole (W) and gutted ( $W_g$ ) weights ( $\pm 10$  g), and liver weight ( $\pm 10$  g) (Appendix C). On 26 September 1995, 49 wild fish were randomly sampled from a sentinel fishery (Davis and Jarvis 1996). The fish were caught with gillnets (5.5 inch mesh) set in Smith Sound (Figure 1.2). Measurements were made in the same manner as for the farmed fish (Appendix D). The presence of *L. branchialis* was also noted for each group. All fish sampled in September were aged using sagittal otoliths.

On 4 April 1996, 15 female farmed cod were sampled prior to spawning. Measurements of whole body wet weight and gutted weight ( $\pm 20$  g), gill, liver and ovary weights ( $\pm 1$  g), and fork length (to nearest cm) were taken (Appendix E). The presence of external and internal parasites was noted. Sagittal otoliths were removed for aging. Spawning checks between growth rings were noted when present (May 1960). Fulton's condition factor (K) was calculated as  $K = W / L^3 \times 100$ .  $K_g$  uses gutted wet body weight,

$W_g$ , rather than  $W$ . The gonado-somatic index (GSI) was calculated as  $GSI = (\text{gonad wet weight} / W) \times 100$ . The hepato-somatic index (HSI) was calculated as  $HSI = (\text{liver wet weight} / W) \times 100$ .

#### **Fecundity analysis of farmed cod**

Sampling of the 15 female farmed cod on 4 April 1996 was conducted before spawning to avoid loss of hydrated eggs. Gonads were collected late enough in the annual reproductive cycle so that vitellogenic (present generation) and previtellogenic ( $<250 \mu\text{m}$ )(second generation) oocytes could be separated by size (May 1967; Kjesbu *et al.* 1990). Previtellogenic oocytes were not included in fecundity estimates, since they would not be released until the following spawning season. Following Kjesbu *et al.* (1991), potential fecundity was defined as the number of vitellogenic oocytes in an ovary prior to spawning.

The fifteen females sampled on 4 April 1996 were identified by cannulation for fecundity analysis, whereby a plastic tube (2.0 mm inside diameter) was inserted into the genital pore and a small number of oocytes were sampled via suction. If the biopsy showed no hydrated oocytes, the female was selected for subsequent analysis. Later examination of the ovaries revealed that two of these fish had commenced hydration, so their examination was not continued beyond morphometric measurements and condition factors.

The potential fecundity of the remaining 13 fish was determined using the gravimetric wet weight method (Bagenal 1978; Kjesbu 1989). This method gave values



consistent with two other methods for measuring fecundity (Wroblewski *et al.* 1997); hence, it was used for this study (easiest of the three methods). Three subsamples of ovarian tissue (each 100-300 mg) were taken from the middle of the right ovary (Table 1.1). Kjesbu (1988) found sampling from the centre of the ovary as reliable as sampling from other locations. This homogeneous nature occurs since the germinal epithelium is so highly convoluted that it completely fills the ovary (Beverton and Holt 1957). Vitellogenic oocytes in each subsample were counted using a dissecting microscope with an ocular micrometer. Very few oocytes smaller than 250  $\mu\text{m}$  were observed and consequently only oocytes > 250  $\mu\text{m}$  were counted. Subsample counts were averaged. Potential fecundity was then calculated using the wet weight of the ovary.

The fecundities of Gooseberry Cove farmed cod were then compared to fecundity data of wild cod from Labrador and eastern Newfoundland (May 1967) and from Trinity Bay (Pinhorn 1984). Our data was also compared to Norwegian cod cultured from the egg (Kjesbu 1989; Kjesbu *et al.* 1991).

### **Statistical analysis**

All equations were derived from regression analyses, and the weight-length relationships for farmed and wild cod were compared using ANCOVA (general linear model, Minitab, 1989), with type I error rate  $\alpha = 0.05$ , following the procedures described in Sokal and Rohlf (1995).

## **1.2 Results**

Feeding captive Trinity Bay cod for four growth seasons in sea cages, to near

satiation levels with natural feed (natural feed is considered a high growth diet; see Jobling 1988), resulted in the weight-length relationship shown in Figure 1.4, expressed by the equation  $W = 0.0302 L^{2.79}$  ( $r^2 = 0.69$ ,  $p < 0.0005$ ). Wild Trinity Bay cod sampled in Smith Sound on 25 April 1995 had a lower weight at length relationship, expressed by  $W = 0.0115 L^{2.93}$  ( $r^2 = 0.91$ ,  $p < 0.0005$ ) (Figure 1.4). The data was log-transformed for a straight line relationship according to:

$$W = a L^b$$

$$\log W = \log a + b \log L$$

and an ANCOVA was performed to determine if the two groups of fish were significantly different. The slopes of the log-transformed data were not significantly different ( $F_{1, 505} = 1.32$ ,  $p = 0.252$ ) so a revised model was used without the interaction term. The means for the two groups and hence the intercepts differed significantly ( $F_{1, 506} = 728.87$ ,  $p < 0.0005$ ). The revised model was:

$$W = a L^{2.89}$$

$$\log W = \log a' + 2.89 \log L$$

where:  $a'_1 = -1.72125$  (the intercept for farmed cod)

$a'_2 = -1.88606$  (the intercept for wild cod)

and:  $W = 0.019 L^{2.89}$  (for farmed)

$W = 0.013 L^{2.89}$  (for wild)

This clearly indicates that farmed cod were heavier (approx. 1-2 kg) over the length range tested. The residuals were not associated with the fitted values; therefore the model is acceptable. Also, the residuals plotted against the normal scores was a straight line.

Therefore the p-values from the ANOVA tables could be trusted.

Figure 1.5 shows that near the end of the fourth growth season (September 1995), farmed cod were almost twice the weight of wild cod of the same age. The weight-age relationship for 45 Trinity Bay farmed cod was  $W_g = 758 A - 1549$  ( $r^2 = 0.30$ ,  $p < 0.0005$ ), and for 49 wild cod was  $W_g = 411 A - 464$  ( $r^2 = 0.38$ ,  $p < 0.0005$ ).

The farmed cod were in good health as necropsy reports from both pathology laboratories on the fish sampled on 17 April 1995 confirmed the absence of infectious organisms. The farmed fish had a higher condition ( $K$ ) than wild cod at the times of sampling in April ( $F_{1, 532} = 101.31$ ,  $p < 0.0005$ ), and September ( $F_{1, 96} = 8.28$ ,  $p < 0.005$ ), 1995 (Table 1.2). As well, in September the  $K_g$  for farmed cod was greater than that computed for wild cod ( $F_{1, 96} = 4.93$ ,  $p = 0.029$ ) (Table 1.2). A higher HSI also revealed the farmed fish had larger livers in the post-spawning condition during September ( $F_{1, 96} = 52.97$ ,  $p < 0.0005$ ) (Table 1.2).

Four percent of 242 farmed cod examined on 17-18 April 1995 had one or more gill parasites (*L. branchialis*) (Appendix A), while 11% of 267 wild cod from Smith Sound examined on 24 April 1995 were infected (Appendix B). *L. branchialis* may cause slow growth of Atlantic cod (Kahn *et al.* 1990). A few *Anisakis* sp. were found on the livers of farmed cod sampled for fecundity measurements on 4 April 1996; however, these larval nematodes were not observed in Gooseberry Cove farmed fish before this date. There were no *L. branchialis* present on the 4 April 1996 samples. Spawning checks on otoliths were clearly observed in 4 out of 15 farmed cod examined on 4 April 1996.

Multiple spawning was evident in 3 fish, with first spawning check at age 4 in one fish and at age 5 for the others.

### Potential fecundity of farmed cod

The potential fecundity of the farmed Trinity Bay cod was a function of the whole wet body weight of the fish, expressed as  $F = 1.19 \times 10^3 W - 6.0 \times 10^5$  ( $r^2 = 0.29$ ,  $p = 0.035$ ). The potential fecundity of the farmed cod plotted against the gutted-gilled weight of the fish (Figure 1.6) was  $F = 1.43 \times 10^3 W_{gg} + 4.3 \times 10^5$  ( $r^2 = 0.23$ ,  $p = 0.058$ ) where  $W_{gg}$  is the gutted-gilled weight. Pinhorn (1984) did not plot fecundity against weight for wild Trinity Bay cod, so the relationship for 21 northern Grand Bank cod,  $F = 4.1 \times 10^2 W_{gg} + 4.2 \times 10^5$  ( $r^2 = 0.52$ ,  $p < 0.01$ ) (May 1967), was used for comparison in Figure 1.6.

The potential fecundity of the farmed Trinity Bay cod as a function of length (Figure 1.7) was not statistically significant (i.e. the slope of the relationship was not different from zero) ( $r^2 = 0.06$ ,  $p = 0.199$ ). Pinhorn (1984) found a relationship between fecundity of 78 wild Trinity Bay cod and length,  $F = 1.778 L^{3.13}$  ( $r^2 = 0.61$ ,  $p = 0.01$ ) (Figure 1.7). Comparing his data to that of May (1967), Pinhorn (1984) found no significant difference in fecundity-length relationships between Trinity Bay cod and cod from the eastern Newfoundland continental shelf.

The fecundity of farmed Trinity Bay cod could not be related to the age of the fish (Figure 1.8). Pinhorn (1984) found a relationship between age and fecundity for 78 wild Trinity Bay cod, and his equation  $F = 21878 A^{1.91}$  ( $r^2 = 0.52$ ,  $p = 0.01$ ) where  $A$  is age has been plotted in Figure 1.8.

### Relative fecundity of farmed cod

Following Kjesbu and Holm (1994), the relative fecundities of the farmed cod were calculated as  $F/S$  where  $F$  is the potential fecundity and  $S$  is the somatic weight (whole body wet weight - wet weight of ovary). Moderately fed (2-3% body weight every 2-3 days) farmed Placentia Bay cod (Wroblewski *et al.* 1997) were compared to the farmed cod of this study (fed to satiation every 2-3 days). The mean relative fecundity ( $\pm$  sd) of farmed Placentia Bay cod was 916 ( $\pm 401$ ,  $n = 35$ ) oocytes per gram of somatic weight (Figure 1.9). The mean relative fecundity ( $\pm$  sd) for farmed Trinity Bay cod was 1187 ( $\pm 249$ ,  $n = 13$ ). Since the variances of the two groups were unequal, a Smith-Satterthwaite one-tailed t-test (Devore 1987, pg. 339) was used to determine whether the farmed cod in this study had a higher relative fecundity than the farmed Placentia Bay cod. The farmed Trinity Bay cod had significantly more oocytes per gram somatic weight ( $t = 2.56$ ,  $p = 0.015$ ,  $df = 36$ ).

The relative fecundity achieved by farming at Gooseberry Cove was nearly identical to that of cod cultured under a high feeding regime in a laboratory experiment (Kjesbu and Holm 1994, Fig. 1). For comparison, the mean relative fecundity ( $\pm$  sd) for wild cod from the Gulf of St. Lawrence (Buzeta and Waiwood 1982) is 409.8 ( $\pm 174$ ,  $n = 32$ ), shown in Figure 1.9.

### 1.3 Discussion

The farmed cod fecundity data of this study was compared to wild cod fecundity reported by May (1967) and Pinhorn (1984). It was assumed that fecundities of

Newfoundland cod have not changed since these original studies. Kjesbu (1989) found that fecundities of coastal Norwegian cod in 1986-1987 were not significantly different from that reported in 1959. However, during the collapse of the cod fishery off Newfoundland's east coast, reduced fecundities within the spawning biomass due to poor condition (reduced food availability) may have occurred. There may also have been a multi-year trend in reduced fecundity leading up to the collapse of the fishery.

Wild cod, held captive over four growth seasons, significantly increase their vitellogenic oocyte production, and hence potential fecundity, compared to free-living cod. The potential fecundity of farmed fish is a function of weight of the fish, as it is in the wild (May 1967; Pinhorn 1984). Weight-at-length and weight-at-age of the farmed cod were considerably higher than observed in wild cod, indicating an advanced fecundity at length (age). Moreover, the relative fecundity (potential fecundity per unit somatic weight) of farmed cod was higher than in the wild, suggesting that wild cod do not always feed to satiation or they have different energy expenditures from farmed cod. In comparison to farmed cod from Placentia Bay the higher relative fecundity of the farmed Trinity Bay cod (Figure 1.9) was also related to feeding levels. The field results were consistent with relative fecundities achieved in cod raised in the laboratory. First time spawners raised in the laboratory by Kjesbu and Holm (1994) had similar relative fecundities to the repeat spawners of this study. Thus, it appears that one growth season in captivity may be sufficient for wild cod to maximize their relative fecundity during the subsequent spawning period.

Recruitment potential represented by the weight of farmed cod released into Newfoundland bays would be underestimated if one simply used fecundity-weight relationships based on wild cod (eg. May 1967; Pinhorn 1984). My data indicate that feeding cod to satiation over four growth seasons resulted in greatly advanced fecundity. Cod from Trinity Bay farmed over four growth seasons and fed to satiation obtained fecundities 2-4 times that of their wild counterparts (Figures 1.6, 1.7). Good condition, as a result of satiated feeding, of the farmed cod after spawning likely resulted in high fecundities the following year. Kjesbu *et al.* (1991) found that cod with high condition factors produce more previtellogenic oocytes and used a larger fraction during vitellogenesis. Few oocytes, < 250  $\mu\text{m}$ , were observed in the ovarian samples of the farmed cod indicating that most oocytes were maturing, or that the ovarian tissue examined undersampled the lamellae containing small oocytes.

Whether released farmed cod will continue to produce more eggs, compared to their wild counterparts, in subsequent years after release has yet to be determined. Kjesbu *et al.* (1996) suggested that for cod raised in the laboratory, high reproductive investment in one season negatively affected egg production and growth in the following season. The results of this study demonstrate that in the post-spawning condition, farmed cod have a relatively high condition factor (K) and liver index (HSI) (see Table 1.2). Even if egg production of farmed cod is reduced in the second season after release, they may still have a greater fecundity than wild cod.

Table 1.1: Fecundity data from Atlantic cod, *Gadus morhua*, sampled at the Gooseberry Cove fish farm on April 4, 1996. The ovary sample number corresponds to the fish number in Appendix E. Fish 5 and 12 had hydrated oocytes. Three sub-samples (denoted a, b and c) were taken from each ovary. Fec. is the potential fecundity.

| sample<br>(#) | sample<br>wt.<br>(g) | sample<br>oocytes<br>(#) | Fec.<br>(10 <sup>6</sup> ) | sample<br>(#) | sample<br>wt.<br>(g) | sample<br>oocytes<br>(#) | Fec.<br>(10 <sup>6</sup> ) |
|---------------|----------------------|--------------------------|----------------------------|---------------|----------------------|--------------------------|----------------------------|
| 1a            | 0.154                | 2825                     | 7.67                       | 9a            | 0.137                | 1316                     | 5.80                       |
| 1b            | 0.208                | 3706                     | 7.45                       | 9b            | 0.149                | 1436                     | 5.82                       |
| 1c            | 0.174                | 3167                     | 7.61                       | 9c            | 0.115                | 1064                     | 5.59                       |
| 2a            | 0.119                | 2062                     | 7.21                       | 10a           | 0.169                | 1075                     | 3.32                       |
| 2b            | 0.126                | 2025                     | 6.69                       | 10b           | 0.175                | 1238                     | 3.69                       |
| 2c            | 0.135                | 2661                     | 8.20                       | 10c           | 0.160                | 1169                     | 3.81                       |
| 3a            | 0.156                | 2540                     | 8.11                       | 11a           | 0.158                | 2285                     | 5.03                       |
| 3b            | 0.267                | 4266                     | 7.96                       | 11b           | 0.129                | 2082                     | 5.62                       |
| 3c            | 0.189                | 3093                     | 8.15                       | 11c           | 0.146                | 1724                     | 4.12                       |
| 4a            | 0.218                | 2466                     | 6.76                       | 12a           | 0.167                | 429                      | 2.92                       |
| 4b            | 0.146                | 1795                     | 7.35                       | 12b           | 0.128                | 314                      | 2.79                       |
| 4c            | 0.219                | 2579                     | 7.04                       | 12c           | 0.241                | 625                      | 2.95                       |
| 5a            | 0.241                | 488                      | 2.54                       | 13a           | 0.107                | 1170                     | 3.96                       |
| 5b            | 0.299                | 480                      | 2.01                       | 13b           | 0.118                | 1353                     | 4.15                       |
| 5c            | 0.161                | 320                      | 2.49                       | 13c           | 0.251                | 2753                     | 3.97                       |
| 6a            | 0.160                | 2269                     | 4.28                       | 14a           | 0.153                | 1824                     | 5.75                       |
| 6b            | 0.151                | 2065                     | 4.13                       | 14b           | 0.197                | 2512                     | 6.15                       |
| 6c            | 0.143                | 2031                     | 4.29                       | 14c           | 0.117                | 1481                     | 6.10                       |
| 7a            | 0.133                | 1208                     | 4.27                       | 15a           | 0.234                | 1831                     | 5.57                       |
| 7b            | 0.133                | 1280                     | 4.52                       | 15b           | 0.188                | 1401                     | 5.31                       |
| 7c            | 0.150                | 1381                     | 4.33                       | 15c           | 0.259                | 2006                     | 5.52                       |
| 8a            | 0.136                | 1072                     | 4.40                       |               |                      |                          |                            |
| 8b            | 0.124                | 942                      | 4.24                       |               |                      |                          |                            |
| 8c            | 0.111                | 801                      | 4.03                       |               |                      |                          |                            |



Table 1.2: Mean ( $\pm$  1 s.d.) condition factors for farmed and wild Atlantic cod, *Gadus morhua*, from Trinity Bay, NF. K = Fulton's condition factor. Kg = Fulton's condition factor using gutted weight. HSI = hepato-somatic index. GSI = gonado-somatic index.

|        | Date       | n   | K           | K <sub>g</sub> | HSI (%)     | GSI (%)      |
|--------|------------|-----|-------------|----------------|-------------|--------------|
| farmed | 17 Apr 95  | 242 | 1.22 (0.16) | --             | --          | --           |
| wild   | 24 Apr 95  | 267 | 0.85 (0.10) | --             | --          | --           |
| farmed | 7 Sept 95  | 45  | 1.23 (0.12) | 1.00 (0.1)     | 12 (1.68)   | --           |
| wild   | 26 Sept 95 | 49  | 0.98 (0.12) | 0.82 (0.1)     | 7.12 (1.82) | --           |
| farmed | 4 Apr 96   | 15  | 1.27 (0.09) | 0.90 (0.07)    | 12.3 (1.67) | 10.59 (3.95) |

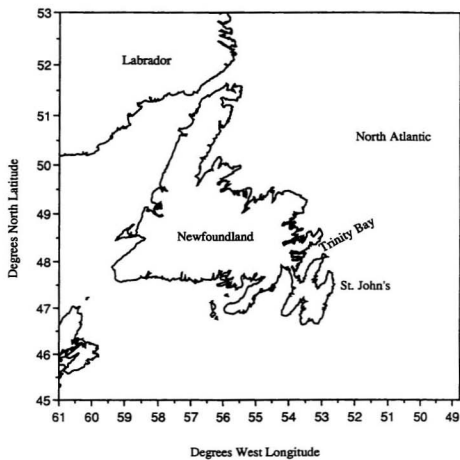


Figure 1.1: A map of Newfoundland showing Trinity Bay.

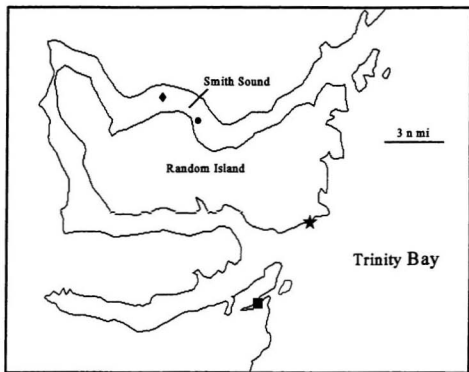


Figure 1.2: The Random Island region in western Trinity Bay, with locations of Gooseberry Cove cod farm (square), East Random Head (star) where the farmed cod were originally trapped during June 1992, and site in Smith Sound (diamond) where wild cod were captured in April 1995 and transported to the farm for sonic tagging and release. Circle denotes location of wild cod sampled in September 1995.

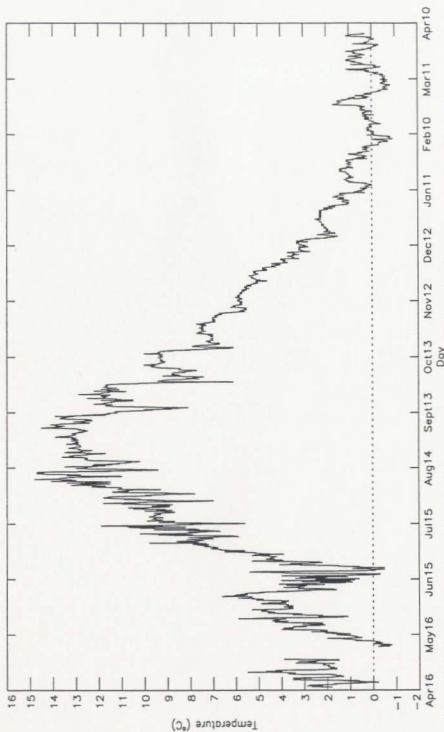


Figure 1.3: Temperatures taken at 5 m depth (near continuous recording) at Gooseberry Cove cod farm site during 17 April 1995 - 4 April 1996.

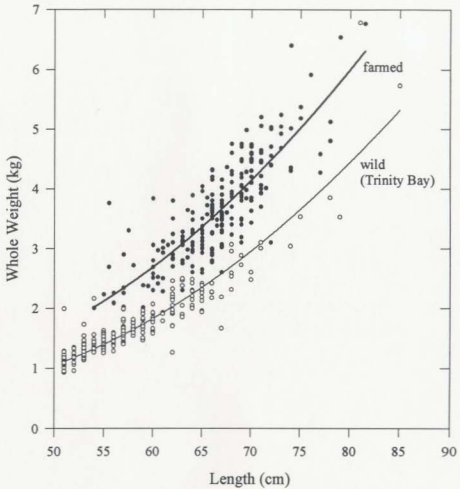


Figure 1.4: Whole weight (kg) versus length (cm) for farmed Trinity Bay cod ( $n = 242$ ) sampled on 17 April 1995 compared to wild Trinity Bay cod ( $n = 267$ ) sampled from Smith Sound on 24 April 1995.

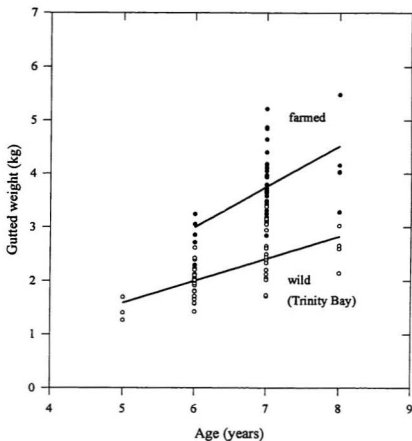


Figure 1.5: Gutted weight (kg) versus age (years) for farmed Trinity Bay cod ( $n = 45$ ) sampled on 7 September 1995 compared to wild Trinity Bay cod ( $n = 49$ ) sampled from Smith Sound on 26 September 1995.

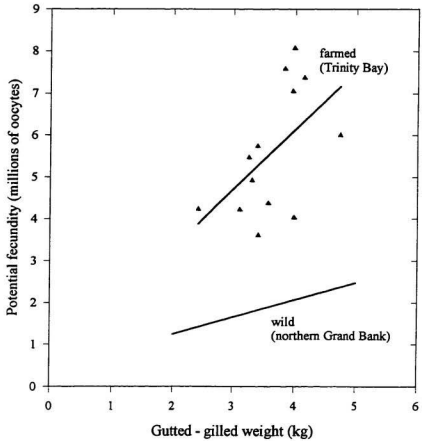


Figure 1.6: Potential fecundity (millions of oocytes) versus gutted-gilled weight (kg) for farmed Trinity Bay cod ( $n = 13$ ) sampled on 4 April 1996 compared to wild northern Grand Bank cod ( $n = 21$ ) reported by May (1967).

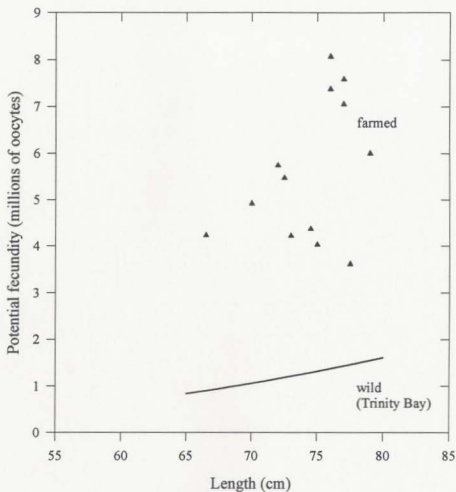


Figure 1.7: Potential fecundity (millions of oocytes) versus length (cm) for farmed Trinity Bay cod ( $n = 13$ ) sampled on 4 April 1996 compared to wild Trinity Bay cod ( $n = 78$ ) reported by Pinhorn (1984).



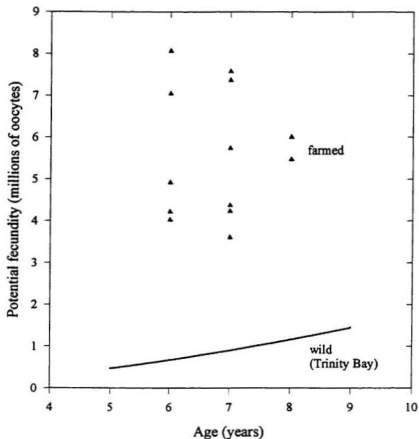


Figure 1.8: Potential fecundity (millions of oocytes) versus age (years) for farmed Trinity Bay cod ( $n = 13$ ) sampled on 4 April 1996 compared to wild Trinity Bay cod ( $n = 78$ ) reported by Pinhorn (1984).

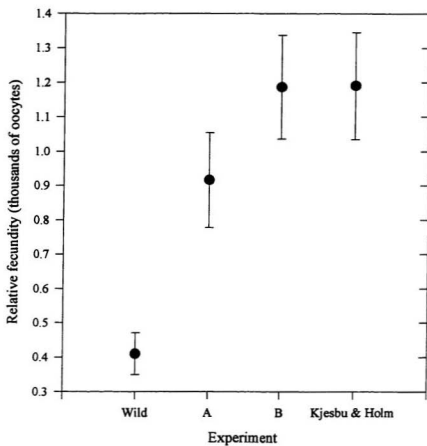


Figure 1.9: Relative fecundity (thousands of oocytes) for farmed cod (A = farmed Placentia Bay cod, see Wroblewski *et al.* 1997. B = farmed Trinity Bay cod, this study), wild cod (Buzeta & Waiwood 1982), and laboratory cultured cod (Kjesbu & Holm 1994). Vertical lines are 95% confidence limits.

## CHAPTER 2

### *Spawning behavior and egg viability of farmed cod*

In April, 1995 female fish were randomly selected from both the cod farm in Gooseberry Cove and from cod caught in Smith Sound, Trinity Bay to compare their state of gonadal development. A spawning cage was installed at the farm in May, 1995 to determine the spawning period of the farmed cod, and to investigate the viability of their eggs. Eggs were collected from the spawning cage periodically and transported to the Marine Science Research Laboratory (MSRL) in Logy Bay, Newfoundland where egg quality analyses were conducted. The rationale for these tasks was to test the hypothesis that farmed cod spawn and produce viable offspring.

#### **2.1 Materials and Methods**

##### **Oocyte sampling of experimental and wild cod**

On April 17-18, 1995, 100 randomly selected farmed fish were cannulated to determine sex and collect gonadal biopsies (see Chapter 1 for description of technique). Ovarian tissue collected from females was preserved in vials containing 1% buffered formalin for 6-12 months before being examined. Fork length (to the nearest 0.5 cm) and whole weight ( $\pm 10$  g) was recorded for each fish. Of the 100 fish biopsied, 75 were female (Appendix A). Examination of the ovarian tissue involved measuring the diameter of 100 randomly selected oocytes from each fish using a dissecting microscope with an ocular micrometer (to the nearest 0.1 mm), and then pooling the results for the entire

group (Appendix F). Kjesbu (1994) demonstrated that measuring two axes per oocyte (long and short diameter) was more precise than measuring one axis, but the difference was insignificant when comparing groups rather than individuals. Hence only one diameter per oocyte was measured.

On April 24-25, 1995, 100 wild fish were randomly selected from cod caught in Smith Sound. The fish were caught by the C.R.V. *Shamook* using an otter trawl (see Chapter 1). Fork length (to the nearest cm) and whole weight ( $\pm 5$  g) was recorded for each fish. Of the 100 fish sampled, 51 were female (Appendix B). Ovarian biopsies and oocyte measurements were performed in the same manner described for the farmed cod above (Appendix G).

#### **Spawning period and egg collection**

To facilitate the collection of fertilized eggs at the farm a spawning cage was constructed and installed adjacent to the farm. The spawning cage measured 3m x 3m x 4m deep and included a tarpaulin apron suspended from the cage surface to a 1m depth. The apron was used to temporarily keep spawned eggs from passing through the cage mesh. Fifteen female and five male fish were placed in the spawning cage at a stocking density sufficient to encourage spawning activity without promoting aggressive behavior among the males (Joe Brown, OSC, St. John's, NF, pers. comm.). In early May 1995 fish were randomly selected from the cod farm, and sex determined by cannulation, until the required number of each gender was obtained. The fish were immediately placed in the adjacent spawning cage, thus minimizing the amount of stress caused by handling.

Spawning was monitored by collecting eggs from the spawning cage on a weekly basis until all females were spent. Lengths and weights of the 20 fish in the spawning cage were recorded on July 6 after spawning was complete (Table 2.1).

Ovaries of wild cod collected from Smith Sound on May 4, 1995 were examined visually to determine maturation stage (Appendix H). The fish were caught in Smith Sound, using the otter trawl described in Chapter 1. Two tows were performed on the same day in close proximity to one another (tow 1 at 48° 11.94' latitude by 53° 34.46' longitude, n = 36 fish; tow 2 at 48° 09.79' latitude by 53° 40.19' longitude, n = 64 fish). These ovaries, in conjunction with the cannulation data taken 24-25 April, 1995 from wild Smith Sound cod, were compared with farmed cod to estimate initial timing of spawning.

Fertilized eggs were collected from the spawning cage on eleven dates between early May and late June. The eggs were removed from the spawning cage with a large aquarium dip net and placed in plastic bags containing approximately one litre of water taken from the spawning cage. The bags were then sealed and placed on ice in a cooler. To maintain water temperature in the cooler the bags were kept out of direct contact with the ice by using newsprint. Water temperature in the bags was recorded and the eggs were then transported to the MSRL (3 hour highway trip). The water temperature was recorded again at the MSRL. The change in temperature was insignificant ( $\sim 0.1^{\circ}\text{C}$ ).

Several attempts were made throughout the month of July 1995 to collect fertilized cod eggs in the Random Island region of Trinity Bay. A neuston net was used for sampling the waters around the island. The net used plankton mesh (333  $\mu\text{m}$ ) with a

sealed end to minimize stress on the eggs from towing. The net opening was 28 cm x 28 cm, and two floats were used to keep the net at the surface. After several tows at the surface only a few eggs were found. Therefore the floats were removed and the net allowed to sink to ~1m depth. More eggs were recovered from below the surface. The eggs were stored in the same manner as eggs collected from the farm and subsequently brought to the MSRL for examination. No samples brought to the laboratory yielded enough cod eggs for analysis. Hence comparison of eggs from farmed cod were made to published data on eggs from wild northern Atlantic cod.

#### **Examination of eggs in the laboratory**

Once at the MSRL, eggs were placed in a large beaker and treated with a low concentration of Wescodyne (1% activated iodine) for 10 minutes to kill potentially pathogenic bacteria and fungi (Piper *et al.* 1982). Dead (opaque) eggs were removed and the remainder placed in plastic incubators (~ 8 litre capacity), with mesh siding to allow water exchange, at densities of about 200 ml of eggs per incubator. The incubators were maintained in a well aerated bath. If the laboratory water temperature differed from the cod farm water temperature by more than  $\pm 0.5^{\circ}\text{C}$ , the bags of eggs were placed directly into the bath until the temperatures approached equilibrium. This was required to prevent temperature shock to the eggs coming from the field. Temperatures were recorded and the incubators were checked for dead eggs on a daily basis.

For each batch of eggs arriving at the lab, the stage of development was checked using a stereomicroscope with an ocular micrometer. The diameters of thirty randomly

sampled eggs were measured ( $\pm 0.001$  mm). At 100% hatch, 20 larvae lengths were recorded (TL). Two batches of larvae were transferred to 15 litre aquaria, at densities of 30 larvae/l, for survival experiments. Filtered and UV sterilized seawater was used to prevent any potential food reaching the cod larvae. Daily observations were made of the temperature. The time to 50% and 100% mortality was determined. Water temperature fluctuated ( $\sim \pm 0.5$  °C/day) with the temperature of the seawater inflow to the MSRL throughout the experiments.

## 2.2 Results

Female farmed cod, cannulated for oocyte development on April 17-18, 1995, were significantly larger than their wild counterparts sampled on April 24-25, 1995, both in length and weight (one-way ANOVA, Table 2.2). On average the farmed cod were 10 cm longer and 2200 g heavier than the wild cod. The ovarian biopsies revealed that 52 % of the farmed cod were in the final stage of oocyte maturation, and that some may have commenced spawning (Appendix F; Figure 2.1). Oocytes that are 1.0 mm or larger are in the final stage of maturation which involves hydration and subsequent release into the water column. Hydrated eggs are normally released in about three days (Kjesbu *et al.* 1990). All oocyte samples came from the oviduct, hence the presence of hydrated oocytes suggests the fish had just spawned or will spawn in the immediate future. Approximately 30 % of the farmed fish had oocytes of 1.5 mm in size; thus spawning may have started prior to their placement in the spawning pen on May 2, 1995 (Appendix F; Figure 2.1). The cage water temperature was 2.0°C on April 17-18 (see Figure 1.3).

Wild cod from Smith Sound, Trinity Bay, sampled on April 24-25 (Appendix B), one week after the farmed fish were sampled, were slightly behind in their oocyte development. Only one wild fish had oocytes of 1.0 mm in size, while 76 % had oocytes of 0.7 mm diameter (Appendix G; Figure 2.1). The bottom and surface temperatures at the sampling site in Smith Sound were -0.97 and 1.6°C respectively on 25 April. The wild fish were caught near the bottom in sub-zero water. Assuming oocyte maturation of the wild cod would occur within the temperature range recorded on the day of sampling, and using 0.7 mm as the most advanced oocyte for the majority of fish, an oocyte development model for sub-zero temperatures (Smedbol and Wroblewski 1997) predicts the time to initiate spawning would be 37-46 days after the date of sampling. Therefore, the wild fish cannulated in April would initiate spawning in late May or early June.

Females from two groups of Smith Sound cod sampled on May 4, 1995, possibly from the same wild aggregate sampled in late April, showed differing stages of ovary development. Group one (n = 36) had 19 females of which only one contained hydrated oocytes. Group two (n = 64) had 23 females of which 16 had hydrated oocytes. The mean ( $\pm$  SE) lengths and weights for the two groups were 49.4 ( $\pm$  1.26) cm and 1063 ( $\pm$  90) g, and 53.7 ( $\pm$  0.69) cm and 1313 ( $\pm$  56) g respectively. The second group was significantly larger for both length ( $F_{1,97} = 10.35$ ,  $p = 0.002$ ) and weight ( $F_{1,97} = 6.19$ ,  $p = 0.015$ ).

Egg collection from the spawning pen began on May 4 and ended on June 22, 1995 (Table 2.3). Between June 22 and July 6 all the fish in the spawning pen finished



spawning. Consequently on July 6 the fish were measured and returned to the main pen. Taken together with the cannulation data from above, the spawning period of the farmed cod would therefore have been from mid-April to late June 1995. During the spawning period the temperature in the pen fluctuated from 2°C in mid April to 7°C by the end of June, dropping briefly to sub-zero on four occasions (Figure 1.3).

Only four batches of eggs produced enough larvae ( $n \geq 20$ ) for larval lengths to be measured and only two larval batches were large enough ( $n \approx 900$ ) for the survival experiment (Table 2.3). There were significant differences among the mean egg diameters of the 10 batches of eggs collected ( $F_{9, 290} = 45.95$ ,  $p < 0.0005$ ; Table 2.3), hence the range and median were 1.294 - 1.460 mm and 1.394 mm respectively. There were also significant differences among the means of the four batches of larval lengths ( $(F_{3, 76} = 2.84$ ,  $p = 0.044$ ; Table 2.3), with a range and median of 4.297 - 4.450 mm and 4.35 mm respectively. The average survival times during the starvation experiments were 67 °days and 106 °days for 50% and 100% mortality respectively (Table 2.3) ("Degree days" was calculated as the sum of the average daily temperatures). Mean temperature during the starvation experiments was 7.5°C, with minimum and maximum values of 5.8°C and 9.3°C respectively.

### 2.3 Discussion

During 1995, the farmed cod initiated spawning around mid April and finished near the end of June, approximately the same spawning window observed for wild cod in Trinity Bay (Smedbol and Wroblewski 1997). The initiation of spawning coincided with

warming of near surface waters of Gooseberry Cove above 2°C. At the MSRL captive cod start spawning when the water temperature reaches about 2°C (Larry Crim, OSC, St. John's, NF, pers. comm.). Thus it appears that the farmed cod exhibited typical spawning time. The wild cod in Smith Sound appeared to begin spawning around the beginning of May, at least for larger females, which is very close to the start of spawning for the farmed cod. Having overlap in the spawning periods of farm-held and wild fish is encouraging for the grow-out and release enhancement strategy. After release, farmed cod would be spawning at the same time as the wild cod, thus increasing the likelihood that farmed and wild cod would interbreed (See Chapter 3 for evidence that released farmed and wild cod integrated). It also suggests that both farmed and wild cod respond to the same environmental cues for the timing of spawning. Even though the wild cod were caught in sub-zero water, the surface layer was approaching 2°C. It's possible that periodic, vertical migrations (Wroblewski *et al.* 1995) of the wild cod into the warm surface water provided the stimulus to initiate spawning.

Smedbol and Wroblewski (1997) estimated a spawning period of mid-June to mid-July for inshore Trinity Bay cod for the years 1991 and 1992. Why is this spawning period at a later time of year than what was observed in 1995 for wild Trinity Bay cod? The fish sampled in Smith Sound may not be a component of the bay stock and further sampling in June and July may have revealed cod spawning inshore. There may have been changes in the environment (cold temperature) during 1991-1992 that would cause a delay in spawning. Hutchings and Myers (1994b) found significant interannual variation in

spawning time for cod stocks on Grand Bank and St. Pierre Bank with expected variations up to 48 days. There may also have been spawning in Trinity Bay from May through to the end of July, since some cod eggs were collected in the wild during July, 1995. The narrower spawning window of the wild cod sampled in 1991 and 1992 compared to the farmed fish is easily explained. Well fed fish produce more eggs (see Chapter 1). More eggs result in more batches to release, and more batches result in a longer spawning period (see Kjesbu *et al.* 1996, and Hutchings and Myers 1993 for a discussion of the ecological implications). The spawning period of the farmed cod was similar in duration to Norwegian cod raised from the egg (Kjesbu 1989).

The wild fish cannulated in April were not expected to spawn until late May or early June based on the oocyte development model, yet fish of smaller size sampled in early May showed the majority of females had hydrated oocytes. The assumption of constant temperature may have caused an overestimation of the time to initiate spawning. Cod will likely move into warmer water prior to spawning (Wroblewski *et al.* 1995) and thus speed up the process, since time to spawning and spawning period are dependent on temperature (Kjesbu 1994).

Kjesbu (1994) reviewed studies on both Norwegian and Icelandic cod that suggest larger cod spawn earlier in the wild, yet could not find a significant relationship between fish length and time of spawning for Arcto-Norwegian cod. Larger cod from the northern Gulf of St. Lawrence started to spawn earlier than smaller cod during 1993-1995 as evident from trawl catches (Ouellet *et al.* 1997). Hutchings and Myers (1993) found that

smaller cod spawn earliest in the wild based on analysis of 46 years of research trawl survey data from the Northwest Atlantic. The results of this study suggest that larger females in cod farms spawn earlier than in the wild, but caution is advised since the sample sizes were relatively small and only one spawning season was studied. It was also apparent that the aggregate of cod in Smith Sound were at various stages of development depending on what location was sampled.

Several of the egg batches transported to the MSRL had high mortality prior to hatching and immediately after hatching (high numbers of larvae with bent spines). Thus only two batches produced enough larvae for the starvation experiments. Of the eggs that did survive in the lab, their diameters and larval lengths were similar to wild eggs and larvae (Miller *et al.* 1995; Pepin *et al.* 1997). The survival times for larvae without food were quite long and likely comparable to wild larvae. At the MSRL cod eggs are successfully raised to metamorphosis from farmed cod broodstock, suggesting that cod held and fed in captivity will produce good larvae (Gotceitas *et al.* 1996).

There are several explanations why high mortality was observed with the eggs collected at Gooseberry Cove cod farm. First, vibrations and shaking of eggs in the early stages of development (during transportation to the MSRL) may have caused high levels of abnormalities and mortality (Hempel 1979). All the eggs collected at the farm were in the early blastodisk cleavage stage, and three hours of transportation may have been stressful for them. Collection of eggs in the later stages of development was not possible since retention time in the spawning pen was low.

Secondly, some eggs collected at the farm may have come from poor quality batches. Cod are batch spawners and may produce 15-20 batches of eggs throughout the spawning season (Kjesbu 1989). Egg quality is directly related to batch number with highest viability during period of peak spawning (Kjesbu 1989; Kjorsvik 1994). As spawning progresses, egg size decreases such that egg dry weight is reduced by 20-30% from the first to the last batch (Kjesbu 1989). In my study, eggs came from a group of female cod rather than individuals. Thus it was impossible to track individual fish for peak spawning and egg quality. Egg diameter did not decrease with batch number since batches were mixed. Therefore, it was possible that many samples collected were from early and late batches of individual fish. Peak spawning may have occurred during late May and early June at the farm since batches of eggs collected during that time were the most viable (eggs produced enough larvae for survival experiments, Table 2.3).

Thirdly, it has been well documented that the nutritional state of broodstock fish is critical for the production of viable eggs in teleost fishes (reviewed by Luquet and Watanabe 1986; Kjorsvik *et al.* 1990; Bromage *et al.* 1992). Farmed fish may require a diverse group of "natural feeds" to optimize production of viable eggs. While the farmed Trinity Bay cod were fed a diet that consisted of capelin, herring, or squid, the feed may have lacked essential nutrients required for improved production of viable eggs.

Finally, there was the stress of handling the cod. The spawning fish were removed from one pen, cannulated to determine sex, and placed in an adjacent pen at the beginning or during their spawning cycle. This short term exposure to stress may have been a

precursor for poor egg viability. Stress during the spawning season causes spawning activity to be out of phase with ovulation, leading to poor viability of the eggs (Kjørsvik 1994). Placing fish in the spawning pen well in advance of spawning may alleviate this problem in future studies by allowing a period of recovery from stress.

The hypothesis, that farmed cod would spawn in sea cages similarly to wild cod, would be accepted if comparison to Smith Sound cod were used as a criterion (ie. similar time to initiate spawning). Damage by transportation of the eggs cannot be dismissed as a cause of mortality. Future studies should examine the viability of eggs from captive wild cod on site (at the farm).

Table 2.1: Data from 15 female and 5 male Atlantic cod, *Gadus morhua*, placed in a spawning cage at the Gooseberry Cove cod farm. The fish were placed in the spawning bag on May 2, 1995, but the data was collected on July 6, 1995 after all fish were spent. Fertilized eggs were collected from these fish throughout the spawning period. None of these fish had *L. branchialis* parasites.

| fish # | tag #  | length | whole<br>weight | sex   |
|--------|--------|--------|-----------------|-------|
|        | (pink) | (cm)   | (g)             | (M/F) |
| 1      | k50251 | 68.0   | 2830            | M     |
| 2      | k50252 | 67.0   | 3190            | F     |
| 3      | k50253 | 71.0   | 3850            | F     |
| 4      | k50254 | 67.0   | 3460            | F     |
| 5      | k50255 | 66.0   | 3320            | F     |
| 6      | k50256 | 70.0   | 3510            | F     |
| 7      | k50257 | 61.5   | 2930            | M     |
| 8      | k50258 | 69.0   | 3540            | F     |
| 9      | k50259 | 69.5   | 3860            | F     |
| 10     | k50260 | 66.5   | 2960            | F     |
| 11     | k50261 | 66.0   | 3940            | M     |
| 12     | k50262 | 66.0   | 3180            | M     |
| 13     | k50263 | 72.5   | 3600            | F     |
| 14     | -      | 74.5   | 4340            | F     |
| 15     | -      | 64.5   | 2700            | F     |
| 16     | -      | 80.5   | 5190            | F     |
| 17     | -      | 71.5   | 3640            | F     |
| 18     | -      | 67.5   | 3370            | F     |
| 19     | -      | 66.0   | 2970            | M     |
| 20     | -      | 68.5   | 3340            | F     |

Table 2.2: Size of farmed and wild female Atlantic cod, *Gadus morhua*, that were cannulated for oocyte development in April, 1995 (Appendix A, B). ANOVA results are given as  $p:F$  where  $F$  has  $df$  1,124 for length, and 1,123 for weight (one fish was not weighed).

|        | n  | length (cm)      |        | weight (g)       |        |
|--------|----|------------------|--------|------------------|--------|
|        |    | mean ( $\pm$ SE) | median | mean ( $\pm$ SE) | median |
| farmed | 75 | 67.6 (0.6)       | 68.0   | 3911 (100)       | 3900   |
| wild   | 51 | 57.7 (0.9)       | 57.0   | 1718 (105)       | 1558   |
| ANOVA  |    | <0.001 : 95.3    |        | <0.001 : 215.5   |        |



Table 2.3: Collection dates in 1995 of spawned Atlantic cod, *Gadus morhua*, eggs from Gooseberry Cove cod farm in Trinity Bay. Temp. = temperature at the cod farm. Quantity is volume (ml) of eggs collected. Egg stage represents egg development or number of blastomeres at time of arrival at the MSRL. Egg diameters were measured on arrival (n = 30). Larval lengths were recorded at 100% hatch (n = 20). Survival time was time for 50% and 100% mortality with selected larval batches. Numbers in parentheses are standard errors. "-" = not measured.

| date<br>1995 | temp.<br>(°C) | quantity<br>(ml) | lab temp.<br>(°C) | egg<br>stage | diameter<br>(mm) | length<br>(mm) | survival<br>(°days) |
|--------------|---------------|------------------|-------------------|--------------|------------------|----------------|---------------------|
| May 4        | -             | 100              | 2.1               | 4-16         | 1.333 (.010)     | -              | -                   |
| May 7        | -             | <50              | 1.2               | died         | -                | -              | -                   |
| May 12       | 1.0           | 200              | 1.3               | 4-16         | 1.294 (.007)     | -              | -                   |
| May 15       | 1.5           | <50              | 2.1               | -            | 1.296 (.008)     | -              | -                   |
| May 19       | 3.5           | <50              | 2.2               | -            | 1.460 (.010)     | -              | -                   |
| May 29       | 5.0           | 200              | 4.3               | 8-16         | 1.454 (.006)     | 4.297 (.032)   | 79 & 108            |
| June 2       | 4.5           | 200              | 3.1               | 16-32        | 1.418 (.011)     | 4.362 (.029)   | 55 & 104            |
| June 6       | 6.0           | 250              | 5.0               | 16-32        | 1.390 (.009)     | -              | -                   |
| June 12      | 5.5           | 100              | 5.5               | 32-64        | 1.399 (.009)     | 4.450 (.047)   | -                   |
| June 16      | 5.5           | 300              | 6.4               | 16-64        | 1.400 (.010)     | -              | -                   |
| June 22      | 6.4           | 200              | 6.5               | 64-128       | 1.377 (.006)     | 4.388 (.042)   | -                   |

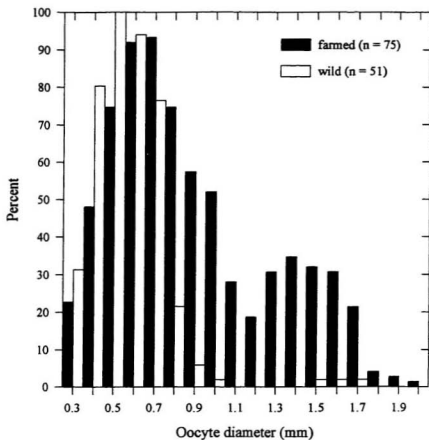


Figure 2.1: Percent of farmed Trinity Bay cod sampled on 17 April 1995 and wild Smith Sound cod sampled on 24-25 April 1995 with oocytes of each diameter.

## CHAPTER 3

### *Post-release movements and survival of farmed cod*

It was essential to determine if long-term captivity (farming) modified cod behavior so that it seriously impeded post-release survival and reintegration with the wild population. Therefore on May 1-2, 1995, 20 farmed and 17 wild adult cod from Smith Sound, Trinity Bay were released together at the Gooseberry Cove cod farm after being surgically-implanted with pinger transmitters. To test the hypothesis that farmed cod would remain at the release site longer than wild cod, the presence of sonically-tagged fish near the farm was continuously monitored. A second objective of the sonic tagging and tracking experiment was to determine if farmed cod would reintegrate with wild bay cod after their 3 years of captivity. To test the hypothesis that released farmed cod would reintegrate with wild cod, relocation sites of sonically-tagged fish in Trinity Bay were compared between farmed and wild cod throughout several months post-release. As well, recapture locations of farmed and wild cod, tagged below the dorsal fin with T-bar anchor, external tags, were documented and compared to see if both groups of fish were being caught in similar locations.

### **3.1 Materials and Methods**

#### **Tagging of farmed and wild cod**

The farmed cod (see Table 3.1) were initially caught in a cod trap during June 1992, near East Random Head (see Figure 1.2) and remained at the cod farm in

Gooseberry Cove for three years prior to release. Wild cod were caught in Smith Sound on April 25, 1995 (see Table 3.1) and transported to a holding pen adjacent to the farm prior to the release (see Figure 1.2).

On December 8, 1994, 20 farmed cod ranging in length from 57.5 to 74.5 cm and weighing 3-6 kg (Table 3.1), were removed from the pen and fitted with pinger transmitters. The sonic transmitters (VEMCO Ltd. V16-6H, 9.0 cm long and 1.6 cm in diameter, 34 g weight in air) were implanted into the body cavities of fish anesthetized with MS-222 (Jolly *et al.* 1972) following the surgical procedures described by Templeman and Fleming (1962). The sonically-tagged fish were then returned to the pen where they remained for 5 months until the day of release (May 1 or 2, 1995). The V16-6H transmitter is powered by a lithium battery that allows signal emission for about 196 days. The transmitters were deactivated (sleep mode) until late April, 1995 to conserve battery life. Individual fish were identified by frequency (50, 60, 65.5, 69 or 76.8 kHz) and pulse period (specific values in the range 1000-1700 msec) of the transmitter signal.

On April 25, 1995, 17 wild cod caught in Smith Sound were placed in tubs of continuously flowing water, at low stocking densities, and transported to the farm site. The fish ranged in size from 62 to 89 cm and weighed 2-5 kg (Table 3.1). They were placed in a holding pen adjacent to the farm on April 27 and given one day to recover from the stress of being moved. On April 28 nine fish were implanted with sonic transmitters and allowed to recover for two days before their release on May 1. The remaining eight wild cod were implanted with sonic transmitters on May 1 and released on

**May 2.**

On April 25 two large wild cod (89 and 92 cm, and 3.6 and 4.8 kg respectively) caught in Smith Sound were implanted with sonic transmitters and immediately released in Smith Sound. Searches were made during the subsequent spring and summer to relocate all released fish.

To ascertain the fishing mortality and movements of released farmed cod, 200 cage-held fish were used in a tag and recapture experiment. On April 17-18, 1995, the fish were tagged with T-bar anchor, external tags (Appendix A), attached to the base of the anterior dorsal fin (Templeman and Fleming 1962). These farmed fish were released simultaneously with the sonically-tagged farmed fish on May 1-2 (approximately 100 fish per day). For comparison, 219 wild cod caught in Smith Sound on April 25 were also tagged with T-bar anchor, external tags and immediately released. Information on these fish can be found in Appendix B.

**Monitoring sonically-tagged cod released at the farm**

On May 1, 1995 ten farmed and nine wild, sonically-tagged cod were released together at the farm. On May 2 a second release was performed with the remaining sonically-tagged fish (ten farmed and eight wild). On May 1 a VEMCO VR-60 receiver was installed at the farm. The receiver utilized a VEMCO Ltd. VH65 omni-directional hydrophone attached at the end of a 3 m cable that continuously monitored for the presence/absence of sonically-tagged cod. The maximum range of detection for the hydrophone was 0.7 nautical miles (or 1.3 km). The entire width of the cove was within

the detection range (Figure 3.1). The hydrophone was maintained at the farm site for the duration of the study (May 1 - July 21, 1995). The receiver recorded the time and serial number of detected transmitters (fish). The time to perform one detection cycle for all 37 transmitters was 2-3 minutes (depending on how many transmitters were present during the cycle). Periodic visits were made to the farm to download the data from the receiver into a laptop computer, and also to change the 12 volt battery supplying power to the receiver. The receiver was kept at the farm until July 21, 1995, at which time no signal had been recorded for 30 days.

Sonically-tagged farmed and wild cod were relocated in Trinity Bay throughout the months following release. Three surveys were conducted to document movements of the fish away from the farm site: one at 24 hrs after second release, a second survey at two weeks, and a third at 4 months. A manually operated, directional hydrophone (VEMCO Ltd. V-10) attached by a three meter cable to a VEMCO VR-60 receiver was used in the search for sonically-tagged fish that moved away from the release site.

### **Data analysis**

The three month time series for transmitters detected at the farm was first converted to data files for individual fish. Then each file was binned to 30 minute intervals to facilitate analysis. Two-way ANOVA's were performed on the data to test for significant differences in time to leave the farm, among the groups (farmed and wild) and release dates (May 1 and May 2, 1995) using MINITAB with type I error rate  $\alpha = 0.05$ . Plots were constructed of the number of fish remaining at the farm site versus time to

explore their initial response to release (hours) and longer term behavior (days).

### 3.2 Results

To test whether or not the released farmed cod remained at the farm site longer than wild cod, a time criterion had to be assumed that would signify the fish had left the release site (ie. a specified amount of time with no detection by the omni-directional hydrophone). Initially the criterion was set at 48 hours since this would be ample time (based on swimming speed of cod and random movement from the release site) for the fish to leave the area of detection (Figure 3.1). The ANOVA with a 48 hour criterion showed a significant difference among the groups ( $F = 12.77$ ,  $d.f. = 1, 33$   $p = 0.001$ ). However the residuals were not normal. A randomization procedure was used to generate a  $p$ -value that was not based on a theoretical distribution. This  $p$ -value was generated from randomizations of the MSE (Mean Square Error) term from the ANOVA table, as an indication of the model being used. The randomized  $p$ -value (0.007) was similar to the theoretical  $p$ -value (0.0062) for the model after 5000 randomizations. Therefore it was assumed that the  $p$ -values for each part of the model from the ANOVA table could be trusted (groups, release date, interaction).

Since the result of the 48 hour criterion showed a significant group (farmed vs wild) effect, significance at other time criteria were tested. The results of all criteria tested are shown in Table 3.2. Farmed cod remained at the release site significantly longer than wild cod for criteria up to and including five days. For a time criterion greater than five days, there was no significant difference in time to leave the release site between the

groups. There was no significant difference between release days or for the interaction of groups and release day, except for the time criteria of one, four, and five days where the interaction was significant. All other time criteria also had non-normal residuals; therefore randomizations were performed similar to the one performed on the 48 hour data. All randomization tests showed similar p-values to the theoretical F-distributions; hence theoretical F-distributions were used to test components of the model.

Since there was no significant difference between the two release days of farm and wild cod (Table 3.2), the time to leave the release site was pooled (one release per group). The initial response to release indicates how long both groups may associate with the approximately 800 captive cod remaining in the farm, or some physical aspect of the farm. For this analysis it was assumed that sonically-tagged cod were continuously present at the farm unless there was no detection for a period of 30 minutes (Figure 3.2). All wild cod moved away from the farm (outside the zone of detection) by 2.5 hours, while the farm cod took much longer. After 10 hrs 50% of the farm cod were still present at the farm. (Note: Several farmed fish, released with external T-bar anchor tags, were observed swimming around the farm in the same direction as the captive fish several hours (and days) after being released.)

For the long term response to release, no time criterion was assumed. Instead, fish remaining within the detection zone (which was monitored continuously) were counted on a daily basis until all the fish had disappeared (Figure 3.3). A fish detected even once during the day was considered present. The majority of the wild fish left within the first



day of release while the majority of the farm fish took longer. However, all farmed cod did eventually leave. After about four weeks no farmed fish was detected at the farm. Interestingly, three wild cod appeared occasionally within the detection zone several weeks after the last farmed fish was detected.

### **Relocation and recapture of sonically-tagged fish in Trinity Bay**

Approximately 24 hours after the second release of sonically-tagged farmed and wild fish, a survey was conducted in and around Gooseberry Cove to document how the fish were dispersing. Ten farmed and four wild fish were found within Gooseberry Cove (Figure 3.4a). When several transmitters are in the same area it is possible to miss a fish when using the directional hydrophone. This occurs when multiple signals are being received at the same time. Thus, there may have been more fish in the cove and not identified. It is also possible to miss a fish if the signal from the transmitter is blocked from reaching the hydrophone (eg. a fish may be under a rock). Nine wild fish were detected outside the cove. No farmed fish were found outside Gooseberry Cove on this day (May 3). Therefore ten farmed and four wild fish were unaccounted for.

Approximately two weeks after release a second survey was conducted to locate sonically-tagged fish. Eight fish (4 farmed and 4 wild) were relocated (Figure 3.4b). No fish were found in Gooseberry Cove indicating all had left the release site. Interestingly, Figure 3.3 shows that one wild fish was detected by the monitoring hydrophone at the farm 14 days after release. This fish may not have been present in the cove, or was undetected during the time of the mobile survey two weeks after release. One farmed fish

was on Heart's Ease Ledge and another in close proximity. Heart's Ease Ledge is a spawning area for inshore cod (Smedbol and Wroblewski 1997; Wroblewski *et al.* 1996).

A third survey was conducted in August 1995, four months after release, in Trinity Bay. The timing of this survey was set after the wild spawning period to see if sonically-tagged fish remained in the area after spawning. Eight fish (5 farmed and 3 wild) were relocated during this survey (Figure 3.4c). Five (3 farmed and 2 wild) were found in close proximity (the furthest was  $\approx 0.5$  km) to Heart's Ease Ledge. Again no fish were detected within Gooseberry Cove. Two fish had dispersed far from the release site, with a wild cod relocated in northern Trinity Bay and a farmed cod found in the southern region of the bay (Figure 3.4c).

The two wild cod fitted with sonic transmitters and released in Smith Sound on April 25, 1995 were relocated only once. They were found close to where they were tagged ( $\sim 2$  nautical miles further into Smith Sound) and in very shallow water (5-10 m) on May 17 (three weeks after they were tagged). Acoustic surveys and sampling by DFO revealed numerous cod in the area (Rose 1996).

Within one year of release, five sonically-tagged fish (3 farmed and 1 wild) were caught by fishers (Table 3.3). Figure 3.5 shows the sites and dates where fishers caught the fish. Two farmed and one wild fish were recaptured in the second year after release; one farmed cod in the Random Island region. This is further evidence of a resident bay cod population in Trinity Bay (see Wroblewski *et al.* 1995).

### **Recaptures of fish tagged with T-bar anchor, external tags**

Within one year of release, 15 farmed cod and 3 wild cod tagged with T-bar anchor, external tags had been recaptured. It is possible that not all recaptured fish were reported by fishers. However, there is only anecdotal information on this. Of the 219 wild fish tagged and released in Smith Sound (Appendix B), three were recaptured in the western portion of Trinity Bay (Table 3.4). Thirteen of the 15 recaptured farmed fish occurred in Trinity Bay (Table 3.4). The majority of recaptures (12 farmed and 2 wild fish) occurred within four months after release. The farmed fish released experienced a higher fishing (by-catch) mortality than the wild (control) group ( $\chi^2 = 8.42$ ,  $d.f. = 1$ ,  $p < 0.01$ ). Figure 3.6 shows the locations of the recaptured fish, which demonstrates that the farmed cod dispersed throughout Trinity Bay, rather than remaining near the release site. Farmed fish did not remain together as a group, once released. As with sonically-tagged fish, two farmed fish with external tags were caught near the Heart's Ease Ledge spawning ground.

The mean size at release of the recaptured externally-tagged farmed and wild fish was very similar to the mean size of all the fish released for their respective groups. The mean (median) length and weight of the 219 externally-tagged wild fish was 56.6 (55) cm and 1605 (1465) g respectively. The means (medians) for the three recaptured wild fish were 54.3 (55) cm and 1337 (1330) g. The mean (median) length and weight of the 200 externally-tagged farmed fish was 66.4 (67) cm and 3614 (3570) g respectively. The means (medians) for the 16 recaptured farmed fish were 67.5 (67.5) cm and 3857 (3885) g.

### 3.3 Discussion

For a short period after release several farmed cod maintained an association with their captive counterparts remaining in the cod farm, or some other aspect of the cod farm environment. These cod may have stayed in anticipation of a feeding; yet regular feedings had not resumed at the farm after the winter hiatus. However, this behavior was short lived and within two days all the farmed fish had left the immediate vicinity. A few farmed fish reappeared at the farm later.

Considering the long term response after release, farmed and wild cod did not differ in their time to leave the release site using the five day criterion (ie. no detection for a period of five days). This occurred because after five days some of the wild fish were re-appearing within the detection zone and staying for several days. Also, as the criterion increased, the variation within groups increased. The increased variation was likely a result of some fish leaving immediately while other fish remained in the detection zone for periods of several days. Fish returning after a five day absence were considered to have left the release site since their return may have been coincidence, or the habitat within Gooseberry Cove may have been suitable for the fish. If the fish were associating with the cod captive at the farm site, then one would have expected returns to the release site throughout the three month post-release period. This did not occur. This in itself is important, because farmed cod from this study did not become domesticated, but rather moved away to a spawning site. It also suggests that if one plans to use this "grow-out and release" method as a form of enhancement, then one would want to release the mature

fish at least three to four weeks prior to spawning to ensure that fish will move away from the release site.

During the survey one day after release of the sonically-tagged fish, it was evident that the farmed fish were slower to move out of Gooseberry Cove than the wild fish. After being in captivity for three years the farmed fish may have been reluctant to swim into a new environment. Two weeks after the release, relocated farmed fish were still closer to the farm site than relocated wild fish, even though no fish were detected within Gooseberry Cove. This again suggests that farmed fish may not have moved away from the release site as quickly as the wild fish. However, four months after release, three farmed and two wild fish were relocated at or near Heart's Ease Ledge suggesting that farmed and wild cod were reintegrating.

For the recapture data on both the sonically-tagged fish and the fish with external tags, there was an unexpected result. In both cases farmed fish had a higher post-release fishing mortality within the first 3 months after release. There could be several reasons why this occurred. First, three years in captivity with *ad libitum* feeding produced farmed fish that were significantly larger at age than their wild counterparts. These larger fish may be more susceptible to being caught in the fishing gillnets in use (size selective mortality). The size (at release) of recaptured farmed fish was evenly distributed about the median size of the group, and this may have been the size range most susceptible to capture.

Secondly, released farmed fish may have had an attraction to nets since they were

accustomed to nets for several years. Once released a farmed fish may have approached a fishing net in anticipation of a feeding and then became entangled. Since the majority of released farmed cod were captured within three months post-release, it may be that it takes about three months for farmed cod to readapt to the wild. The farmed cod from this study were in captivity for three growth seasons prior to release; thus, if only one growth season is required to advance fecundity (see Chapter 1), then post-release fishing mortality may be lower.

Finally, farmed cod were maintained in captivity in near-shore, shallow water throughout the experiment, and they may have become acclimated to those oceanographic conditions. In May, 1995, when the cod were tagged and released, their short term response may have been to move along the coastline in shallow water where fishing gear such as herring nets and lumpfish nets are often set (most prevalent fishing gears for captured fish, see Tables 3.3 and 3.4). However, the two wild cod sonically tagged and released in Smith Sound were also observed in very shallow water, with numerous other wild cod during mid May. This shallow water behavior is common during the spring (Wroblewski *et al.* 1995). By late September farmed cod appeared to be moving into deeper water, as indicated by two transmitter fish caught in 1995 and 1996 at 230 and 92 m respectively.

The recaptures of farmed cod were anomalously high during the first 3 months after release within Trinity Bay. However there were also a few farmed and wild fish being caught in the Random island region during the second year after release (both for

externally and sonically-tagged fish). This is consistent with historical tagging data from DFO for the Random Island region (Wroblewski *et al.* 1996) which suggests the farmed Trinity Bay cod may have been part of a non-migratory, inshore spawning stock.

Table 3.1: Information on the 37 sonically tagged cod released May 1-2, 1995 at the farm in Gooseberry Cove, Trinity Bay.

| fish<br># | group  | VEMCO<br>tag # | length<br>(cm) | weight<br>(kg) | release<br>date |
|-----------|--------|----------------|----------------|----------------|-----------------|
| 1         | farmed | 1265           | 64.5           | 4.0            | May 2           |
| 2         | farmed | 1266           | 69.0           | 4.1            | May 2           |
| 3         | farmed | 1267           | 71.5           | 4.3            | May 2           |
| 4         | farmed | 1268           | 70.0           | 4.5            | May 2           |
| 5         | farmed | 1269           | 72.0           | 5.1            | May 2           |
| 6         | farmed | 1270           | 76.0           | 6.0            | May 1           |
| 7         | farmed | 1271           | 57.5           | 3.0            | May 1           |
| 8         | farmed | 1272           | 71.5           | 5.3            | May 1           |
| 9         | farmed | 1273           | 68.0           | 4.5            | May 1           |
| 10        | farmed | 1274           | 72.0           | 3.8            | May 1           |
| 11        | farmed | 1275           | 68.5           | 4.5            | May 2           |
| 12        | farmed | 1276           | 64.0           | 4.0            | May 1           |
| 13        | farmed | 1277           | 66.5           | 4.6            | May 1           |
| 14        | farmed | 1278           | 67.0           | 5.5            | May 2           |
| 15        | farmed | 1279           | 71.5           | 4.5            | May 2           |
| 16        | farmed | 1280           | 69.0           | 4.8            | May 1           |
| 17        | farmed | 1281           | 70.5           | 4.9            | May 2           |
| 18        | farmed | 1282           | 74.5           | 5.2            | May 1           |
| 19        | farmed | 1283           | 67.5           | 4.3            | May 1           |
| 20        | farmed | 1284           | 68.0           | 4.3            | May 2           |
| 21        | wild   | 1438           | 67.0           | 2.5            | May 1           |
| 22        | wild   | 1439           | 62.0           | 2.2            | May 1           |
| 23        | wild   | 1440           | 78.0           | 4.8            | May 2           |
| 24        | wild   | 1441           | 63.0           | 2.3            | May 2           |
| 25        | wild   | 1443           | 75.0           | 3.2            | May 2           |
| 26        | wild   | 1444           | 65.0           | 2.5            | May 1           |
| 27        | wild   | 1445           | 62.0           | 2.2            | May 1           |
| 28        | wild   | 1446           | 79.0           | 4.0            | May 1           |
| 29        | wild   | 1447           | 63.0           | 2.3            | May 2           |
| 30        | wild   | 1448           | 73.0           | 2.8            | May 2           |
| 31        | wild   | 1449           | 75.0           | 4.7            | May 1           |
| 32        | wild   | 1450           | 64.0           | 2.0            | May 2           |
| 33        | wild   | 1451           | 64.0           | 2.4            | May 1           |
| 34        | wild   | 1452           | 89.0           | 5.3            | May 1           |
| 35        | wild   | 1453           | 63.0           | 2.2            | May 1           |
| 36        | wild   | 1454           | 63.0           | 2.1            | May 2           |
| 37        | wild   | 1455           | 80.0           | 4.6            | May 2           |



Table 3.2: Mean time ( $\pm$  SE) to leave the release site for farmed (F) and wild (W) cod at different criteria for time.  $p$ -values and  $F$ -ratios ( $p:F$ ) are from the ANOVA table and the sources of error are interaction (inter.) release day (rel.) (ie. May 1 or May 2), and group (F and W). All  $F$ -Ratio's had  $df = 1,33$ . END = mean time to leave the release site (no criteria). Items in bold are significant at the 95% confidence level.

| Criterion (days) | Farmed (hrs) | Wild (hrs)   | $p:F$ inter.        | $p:F$ rel.   | $p:F$ group              |
|------------------|--------------|--------------|---------------------|--------------|--------------------------|
| 0.125            | 15.38 (2.96) | 2.68 (1.13)  | 0.745 : 0.11        | 0.200 : 1.71 | <b>0.001 : 13.81</b>     |
| 0.25             | 17.15 (3.31) | 3.47 (1.34)  | 0.699 : 0.15        | 0.371 : 0.82 | <b>0.001 : 12.24</b>     |
| 0.5              | 18.88 (3.21) | 6.74 (2.46)  | 0.976 : 0.005       | 0.392 : 0.75 | <b>0.008 : 8.05</b>      |
| 1                | 42.70 (8.08) | 7.97 (2.57)  | <b>0.041 : 4.50</b> | 0.060 : 3.78 | <b>&lt;0.001 : 17.41</b> |
| 2                | 103.9 (20.3) | 20.0 (7.98)  | 0.322 : 1.01        | 0.540 : 0.38 | <b>0.001 : 12.77</b>     |
| 3                | 113.4 (19.8) | 26.9 (10.8)  | 0.387 : 0.77        | 0.668 : 0.19 | <b>0.001 : 12.79</b>     |
| 4                | 170.7 (23.4) | 45.8 (18.7)  | <b>0.027 : 5.36</b> | 0.082 : 3.22 | <b>&lt;0.001 : 19.85</b> |
| 5                | 170.7 (23.4) | 53.2 (19.5)  | <b>0.015 : 6.57</b> | 0.145 : 2.23 | <b>&lt;0.001 : 16.98</b> |
| 6                | 170.7 (23.4) | 93.1 (55.0)  | 0.540 : 0.38        | 0.165 : 2.02 | 0.170 : 1.97             |
| 7                | 170.7 (23.4) | 108.0 (57.9) | 0.397 : 0.74        | 0.285 : 1.18 | 0.293 : 1.14             |
| 8                | 208.7 (31.0) | 108.0 (57.9) | 0.846 : 0.04        | 0.689 : 0.16 | 0.128 : 2.44             |
| 9                | 208.7 (31.0) | 108.0 (57.9) | 0.846 : 0.04        | 0.689 : 0.16 | 0.128 : 2.44             |
| 10               | 208.7 (31.0) | 108.0 (57.9) | 0.846 : 0.04        | 0.689 : 0.16 | 0.128 : 2.44             |
| END              | 251.3 (40.1) | 224.7 (93.4) | 0.188 : 1.81        | 0.272 : 1.25 | 0.838 : 0.04             |

Table 3.3: Recapture information on sonically-tagged Atlantic cod (*Gadus morhua*). See Table 3.1 (fish #) for size at release. See Figure 3.5 for recapture sites. F/W = farmed/wild. All fish recaptured within Trinity Bay, otherwise B.B. = Bonavista Bay.

| fish # | F/W | date caught | location caught  | depth (m) | fishing gear     |
|--------|-----|-------------|------------------|-----------|------------------|
| 2      | F   | 20 May '95  | Lower Lance Cv.  | 12        | flounder gillnet |
| 5      | F   | 28 Sep '96  | Hickman's Hr.    | 92        | baited hook      |
| 6      | F   | 2 Jun '95   | Brook Cove       | 7         | lumpfish gillnet |
| 8      | F   | 23 Sep '95  | W. Random Hd.    | 230       | skate net        |
| 9      | F   | 20 Sep '96  | Foggy Rock, B.B. | 40        | baited hook      |
| 21     | W   | 20 Sep '95  | Curly's Hr.      | -         | mackerel gillnet |
| 31     | W   | 4 Jul '96   | Clareville       | 55        | flounder gillnet |

Table 3.4: Recapture information on T-bar anchor, externally tagged Atlantic cod (*Gadus morhua*). See Appendices A (farmed) and B (wild) for size at release. F/W = farmed/wild. All fish recaptured within Trinity Bay, otherwise B.B. = Bonavista Bay, C.B. = Conception Bay.

| fish # | F/W | date caught | location caught     | depth (m) | fishing gear     |
|--------|-----|-------------|---------------------|-----------|------------------|
| 51     | F   | Aug '95     | Heart's Content     | -         | lumpfish gillnet |
| 61     | F   | July '95    | Old Bonaventure     | -         | -                |
| 75     | F   | July '95    | British Harbour     | -         | herring gillnet  |
| 80     | F   | June '95    | Heart's Desire      | -         | lumpfish gillnet |
| 84     | F   | July '95    | Port Rexton         | -         | gillnet          |
| 107    | F   | July '95    | Fox Head            | 22        | lumpfish gillnet |
| 138    | F   | Nov '95     | Brookcove           | -         | herring gillnet  |
| 139    | F   | June '95    | Green's Harbour     | 20        | gillnet          |
| 148    | F   | June '95    | Heart's Ease Ledge  | -         | lumpfish gillnet |
| 167    | F   | July '95    | Plate Cove Hd. B.B. | -         | lobster pot      |
| 194    | F   | June '95    | Bay de Verde C.B.   | -         | lumpfish gillnet |
| 195    | F   | Nov '95     | Upper Deer Harbour  | -         | herring gillnet  |
| 196    | F   | Sep '96     | St. Jones Within    | -         | hook and line    |
| 204    | F   | May '95     | Dildo               | -         | herring gillnet  |
| 207    | F   | July '95    | White Rock          | -         | lumpfish gillnet |
| 208    | F   | Oct '95     | Thornlea            | -         | gillnet          |
| 196    | W   | July '95    | Horse Chops         | 7         | lumpfish gillnet |
| 206    | W   | June '95    | Petley              | 25        | -                |
| 217    | W   | Apr' 96     | Lower Lance Cove    | -         | herring gillnet  |

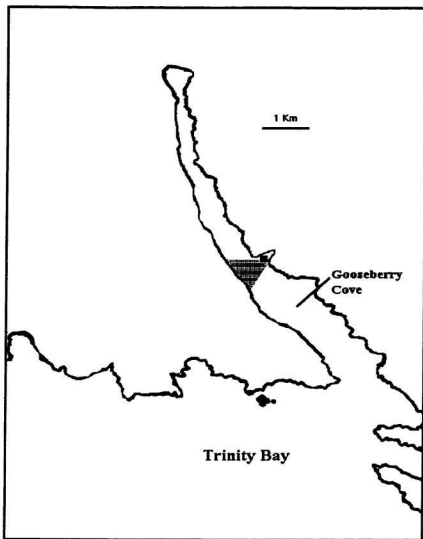


Figure 3.1: Study region of Trinity Bay where sonically-tagged farmed and wild cod were released. The fish were released on 1-2 May 1995. The release site was the Gooseberry Cove cod farm (square). The shaded cone represents the hydrophone detection range.

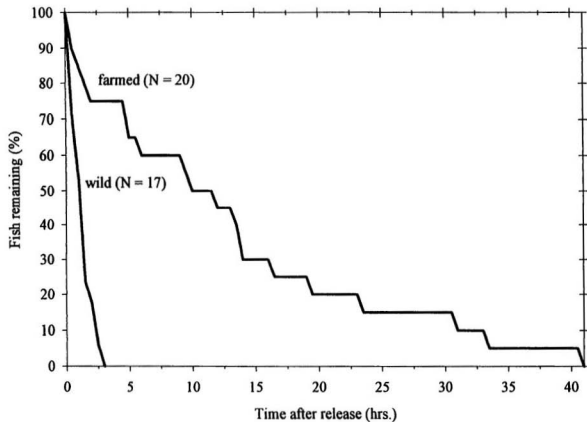


Figure 3.2: The percentage of fish remaining at the release site (cone of detection by the hydrophone shown in Figure 3.1) at various times (hrs.) after release. Fish were assumed to be present unless no signal was recorded for 30 consecutive minutes.

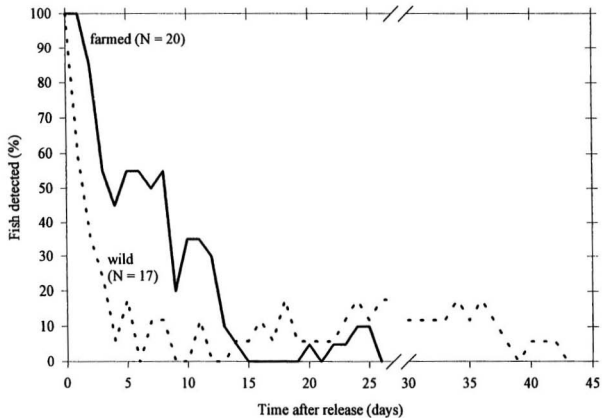


Figure 3.3: Percentage of farmed and wild cod detected by the hydrophone at the farm at various times (days) after release. The graph break represents three days of equipment failure.

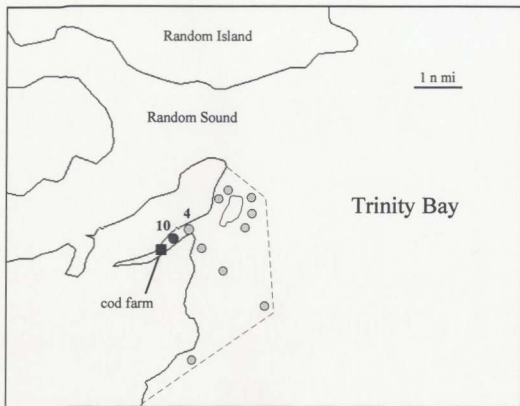


Figure 3.4a: Sites of relocation of sonically-tagged cod on 3 May 1995 (48 and 24 hours after first and second release respectively). Light and dark circles are wild and farmed fish respectively. Note, distributed throughout Gooseberry Cove were 10 farmed and 4 wild fish. Area searched was inside dashed line.

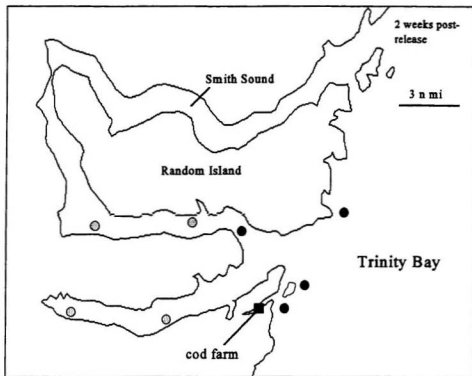


Figure 3.4b: Sites of relocation of sonically-tagged cod two weeks after release. Light and dark circles are wild and farmed fish respectively. Area searched was coastal region shown in figure up to 2 n mi from the shoreline.



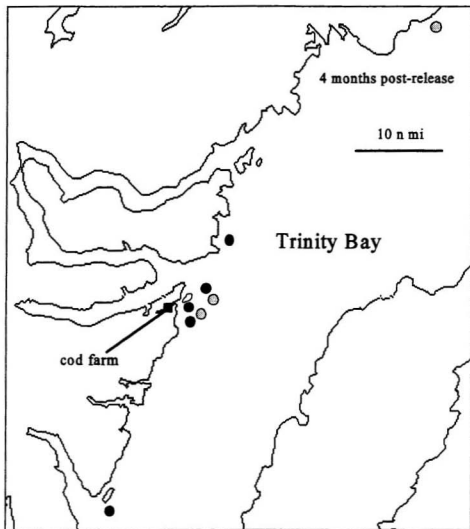


Figure 3.4c: Sites of relocation of sonically-tagged cod in late August 1995, four months after release. Light and dark circles are wild and farmed fish respectively. Area searched was all coastal region of Trinity Bay (including Southern Trinity Bay - not shown) up to 2 n mi from the shoreline.

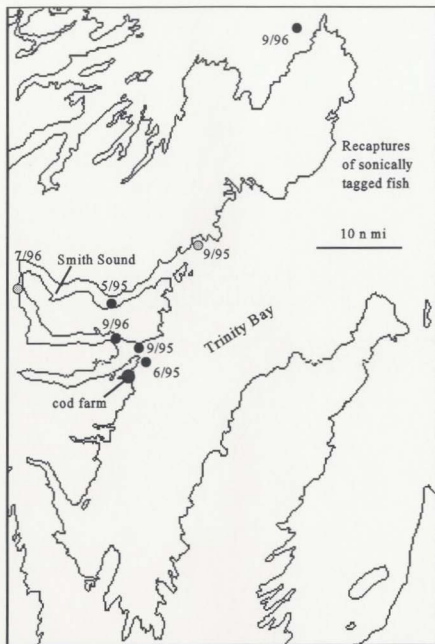


Figure 3.5: Sites of recapture of sonically-tagged cod as of November 1, 1996. Light and dark circles are wild and farmed fish respectively. Dates are positioned near recapture sites (month/year).

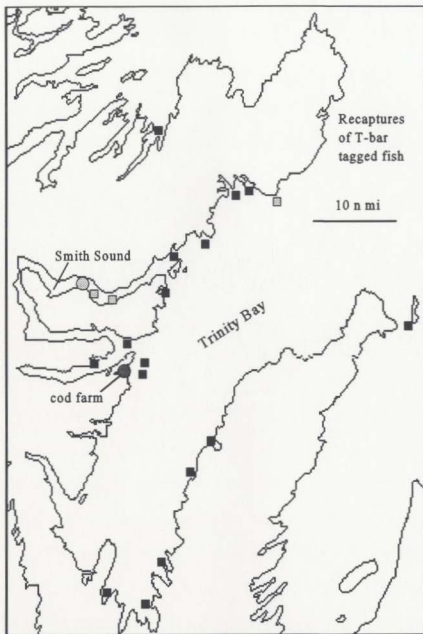


Figure 3.6: Sites of recapture of cod that had external T-bar anchor tags, as of November 1, 1996. Light and dark squares are wild and farmed fish respectively. Wild fish were tagged and released in Smith Sound (light circle). Farmed fish were tagged and released at the farm.

## SUMMARY AND CONCLUSIONS

It may be possible to increase the spawning biomass of northern cod in Newfoundland bays by the "grow-out and release" enhancement method. However, reproduction in the wild of released farmed fish was not studied. Cod fed in captivity did quite well in terms of survival, growth, and gains in fecundity, compared to their free-living counterparts. These results are based on maintaining fish for up to four years in captivity, which may or may not be the operational optimum for enhancement. Future research is necessary to determine if significant gains can be made on fish held captive for shorter periods of time, thus reducing the number of years necessary to maintain wild fish. Economic analysis of enhancement by this strategy was not part of this study. See the Working Group on Cod Enhancement Report (1994) for a preliminary economic model.

Captivity had no deleterious effect on spawning behavior, at least in the sea cages. Spontaneous spawning was observed throughout the years in captivity (C. Seward, pers.comm.). Results of egg quality tests appear to indicate no adverse effect of captivity but larger sample sizes are required for a conclusive answer. Transportation of eggs shortly after fertilization may have contributed to the increased mortality observed in the egg and larval trials. As a future consideration, eggs should be incubated and hatched on site to determine if other factors may be contributing to mortality, such as feed quality for the broodstock. Whether released fish spawn successfully in the wild has yet to be determined. By examining ovaries of recaptured fish one could determine if the farmed

female spawned, or has experienced atresia, but not if the spawned eggs had been fertilized.

Fishing mortality was higher within the first three months after release for the farmed cod compared to a similar size group of wild cod in Trinity Bay. The captive cod may have grown accustomed to the net pens, thus making them more vulnerable to fishing nets, or fishing mortality may have been a consequence of their large size (the girth of the farmed cod was much higher than for same length wild cod). Farming wild cod, and releasing them after only one year, should be examined in the same manner as this study to investigate post-release fishing mortality. The released fish did eventually revert to a wild state in terms of general activity, as evident from relocations of sonically-tagged individuals and recapture locations. It is assumed that these fish began feeding in the wild, since some were caught on baited hooks. A Norwegian study showed released juvenile cod were feeding like wild cod within a few weeks after release (Blaxter 1994). Future investigations should incorporate the analysis of stomach contents of recaptured farmed and wild cod to test the above assumption.

Identifying the progeny of released farmed fish to determine their spawning success may be difficult. It may be possible, using genetic techniques like nuclear DNA microsatellite probes, to identify cod recruited to the fishery as progeny of released fish, provided the genetic make-up of released fish is known and an appropriate sampling scheme for genetic analyses of fish recruited to the fishery is undertaken (C. Taggart,

Dept. of Oceanography, Dalhousie Univ., pers. comm.). Thus another consideration for future research is to genetically identify all released fish. In the present study this was not done, but it's imperative for a stock enhancement program to have some means of measuring success or failure (Cowx 1994). Conventional methods of identifying progeny are not applicable with this form of enhancement (e.g. genetic tagging; Dalhle 1996) since generations of offspring are not produced in captivity. Increases in local cod populations may be considered a natural recovery, even with intervening enhancement efforts, if there is no way to identify the progeny. During the late 1800's efforts by Adolph Nielsen met with such criticism (Baker *et al.* 1992). Nielsen attempted to enhance cod stocks in Trinity Bay through the release of millions of eggs, but had no way to measure the stocking effect. With the form of enhancement investigated in this study, one is able to estimate the potential fecundity that released fish could contribute to spawning in the bays. Thus it might provide data for recruitment models.

Releasing farmed cod to augment the wild spawning biomass in Trinity Bay may not be necessary, given that several million spawning fish were discovered in the bay (Smith Sound) in 1995 (Rose 1996). However, for re-establishing a stock near extinction (eg. Gilberts Bay, Labrador), enhancement may contribute significantly. This form of enhancement (grow-out and release) may also be a useful method for other species around the world.

## REFERENCES

- Baker, M., Dickinson, A.B. & Sanger, C.W. (1992). Adolph Nielsen: Norwegian influence on Newfoundland fisheries in the late 19th - early 20th century. *The Newfoundland Quarterly* 27, 25-35.
- Bagenal, T.B. (1978). Fecundity. In *Methods for assessment of fish production in fresh waters* (Bagenal, T.B. ed.) pp. 166-178. IBP Handbook No. 3. 3rd edition. Blackwell Scientific Publications.
- Beverton, R.J.H. & Holt, S.J. (1957). On the dynamics of exploited fish populations. U.K. Ministry of Agriculture and Fisheries, *Fisheries Investigations* (Series 2) 19: 533p.
- Bishop, C.A., Murphy, E.F., Davis, M.B., Baird, J.W. & Rose, G.A. (1993). An assessment of the cod stock in NAFO Divisions 2J+3KL. NAFO SRCR Doc. 93/86, Ser. No. N2271: 51p.
- Blankenship, H.L. & Leber, K.M. (1995). A responsible approach to marine stock enhancement. *American Fisheries Society Symposium* 15, 167-175.
- Blaxter, J.H.S. (1975). Reared and wild fish - how do they compare? In *Proceedings of the 10th European Symposium on Marine Biology* (Persone, G. & Jaspers, E. eds.) Vol. 1, pp. 11-26. Universal Press, Wetteren, Belgium.
- Blaxter, J.H.S. (1994). Summary of symposium on sea ranching of cod and other marine fish species, Arendal, Norway, 15-18 June 1993. *Aquaculture and Fisheries Management* 25 (Suppl. 1), 259-264.
- Bromage, N., Jones, J., Randall, C., Trush, M., Davies, B., Springate, J.H., Duston, J. & Barker, G. (1992). Broodstock management, fecundity, egg quality and the timing of egg production in the rainbow trout (*Oncorhynchus mykiss*). *Aquaculture* 100, 141-166.
- Buzeta, M.I. & Waiwood, K.G. (1982). Fecundity of Atlantic cod (*Gadus morhua*) in the southwestern Gulf of St. Lawrence. *Canadian Technical Report of Fisheries and Aquatic Sciences* 1110: iii + 6p.

- Chambers, R.C. & Waiwood, K.G. (1996). Maternal and seasonal differences in egg sizes and spawning characteristics of captive Atlantic cod, *Gadus morhua*. *Canadian Journal of Fisheries and Aquatic Sciences* **53**, 1986-2003.
- Cowx, I.G. (1994). Stocking strategies. *Fisheries Management and Ecology* **1**, 15-30.
- Dahle, G. (1996). DNA fingerprint pedigree studies of Atlantic cod (*Gadus morhua* L.). *Fisheries Research* **26**, 93-99.
- Davis, M.B. & Jarvis, H. 1996. Results from the inshore Sentinel Survey for cod in NAFO Subdivision 3Ps. *DFO Atlantic Fisheries Research Document* 96/95.
- Devore, J.L. (1987). *Probability and Statistics for Engineering and the Sciences*. Monterey: Brooks/Cole Publishing Co. 672p.
- Fisher, R. (1988). Assessments and observations of a cod farming operation in Newfoundland. *Canadian Industry Report of Fisheries and Aquatic Sciences* **194**, vii+81p.
- Fisheries Resource Conservation Council. (1996). Re-opening closed fisheries. Report to the Minister of Fisheries and Oceans. Published by the Fisheries Resource Conservation Council, Ottawa, DFO/4943 E. 70p+appendices.
- Fletcher, G.L., Wroblewski, J.S., Hickey, M.M., Blanchard, B., Kao, M.H. & Goddard, S.V. (1997). Freezing resistance of caged Atlantic cod (*Gadus morhua*) during a Newfoundland winter. *Canadian Journal of Fisheries and Aquatic Sciences* **54** (suppl. 1), 94-98.
- Gotceitas, V., Puvanendran, V., Leader, L.A. & Brown, J.A. (1996). An experimental investigation of the 'match/mismatch' hypothesis using larval atlantic cod. *Marine Ecology Progress Series* **130**, 29-37.
- Heggberget, T.G., Johnsen, B.O., Hindar, K., Jonsson, B., Hansen, L.P., Hvidsten, N.A. & Jensen, A.J. (1993). Interactions between wild and cultured Atlantic salmon: a review of the Norwegian experience. *Fisheries Research* **18**, 123-146.
- Hempel, G. (1979). Early life history of marine fish: the egg stage. Seattle: University of Washington Press. xvi + 70p.



- Howell, B.R. (1994). Fitness of hatchery-reared fish for survival in the sea. *Aquaculture and Fisheries Management* 25 (suppl. 1), 3-17.
- Hutchings, J.A. & Myers, R.A. (1993). Effects of age on the seasonality of maturation and spawning of Atlantic cod, *Gadus morhua*, in the Northwest Atlantic. *Canadian Journal of Fisheries and Aquatic Sciences* 50, 2468-2474.
- Hutchings, J.A. & Myers, R.A. (1994a). What can be learned from the collapse of a renewable resource ? Atlantic cod, *Gadus morhua*, of Newfoundland and Labrador. *Canadian Journal of Fisheries and Aquatic Sciences* 51, 2126-2146.
- Hutchings, J.A. & Myers, R.A. (1994b). Timing of cod reproduction: interannual variability and the influence of temperature. *Marine Ecology Progress Series* 108, 21-31.
- Jobling, M. (1988). A review of the physiological and nutritional energetics of cod, *Gadus morhua* L., with particular reference to growth under farmed conditions. *Aquaculture* 70, 1-19.
- Jolly, D.W., Mawdesley-Thomas, L.E. & Bucke, D. (1972). Anaesthesia of fish. *Veterinary Record* 91, 424-426.
- Karlsen, O., Holm, J.C. & Kjesbu, O.S. (1995). Effects of periodic starvation on reproductive investment in first-time spawning Atlantic cod (*Gadus morhua* L.) *Aquaculture* 133, 159-170.
- Khan, R.A., Lee, E.M. & Barker, D. (1990). *Lernaeocera branchialis*: a potential pathogen to cod ranching. *Journal of Parasitology* 76, 913-917.
- Kjesbu, O.S. (1988). Aspects of the reproduction in cod (*Gadus morhua* L.): oogenesis, fecundity, spawning in captivity and stage of spawning. Doctoral Science thesis, University of Bergen, Bergen, Norway. 147 p.
- Kjesbu, O.S. (1989). The spawning activity of cod, *Gadus morhua* L. *Journal of Fish Biology* 34, 195-206.

- Kjesbu, O.S. (1994). Time of start of spawning in Atlantic cod (*Gadus morhua*) females in relation to vitellogenic oocyte diameter, temperature, fish length and condition. *Journal of Fish Biology* **45**, 719-735.
- Kjesbu, O.S. & Holm, J.C. (1994). Oocyte recruitment in first-time spawning Atlantic cod (*Gadus morhua*) in relation to feeding regime. *Canadian Journal of Fisheries and Aquatic Sciences* **51**, 1893-1898.
- Kjesbu, O.S., Witthames, P.R., Solemdal, P. & Greer Walker, M. (1990). Ovulatory rhythm and a method to determine the stage of spawning in Atlantic cod (*Gadus morhua*). *Canadian Journal of Fisheries and Aquatic Sciences* **47**, 1185-1193.
- Kjesbu, O.S., Solemdal, P., Bratland, P. & Fonn, M. (1996). Variation in annual egg production in individual captive Atlantic cod (*Gadus morhua*). *Canadian Journal of Fisheries and Aquatic Sciences* **53**, 610-620.
- Kjesbu, O.S., Klungsoyr, J., Kryvi, H., Witthames, P.R. & Greer Walker, M. (1991). Fecundity, atresia, and egg size of captive Atlantic cod (*Gadus morhua*) in relation to proximate body composition. *Canadian Journal of Fisheries and Aquatic Sciences* **48**, 2333-2343.
- Kjorsvik, E. (1994). Egg quality in wild and broodstock cod *Gadus morhua* L. *Journal of the World Aquaculture Society* **25**(1), 22-29.
- Kjorsvik, E., Mangor-Jensen, A. & Holmefjord, I. (1990). Egg quality in marine fishes. *Advances in Marine Biology* **26**, 71-113.
- Lear, W.H. & Parsons, L.S. (1993). History and management of the fishery for northern cod in NAFO Divisions 2J, 3K and 3L. p. 55-89. In: L.S. Parsons and W.H. Lear (eds.), Perspectives on Canadian marine fisheries management. *Canadian Bulletin Fisheries and Aquatic Sciences* **226**.
- Lee, E.M. (1988). Commercial cod farming operations, Newfoundland, 1988. *Canadian Industry Report of Fisheries and Aquatic Sciences* **201**, vii+52p.
- Luquet, P. & Watanabe, T. (1986). Interaction nutrition-reproduction in fish. *Fish Physiology and Biochemistry* **2**, 121-129.

- May, A.W. (1960). Techniques for reading otoliths. *International Commission for the Northwest Atlantic Fisheries*. Meeting Document no. 60/4 (Appendix III), Serial no. 714. ICNAF Secretariat. Dartmouth, Canada.
- May, A.W. (1967). Fecundity of Atlantic cod. *Journal of the Fisheries Research Board of Canada* **24**, 1531-1551.
- Marnell, L.F. (1986). Impacts of hatchery stocks on wild fish populations. In *Fish Culture in Fisheries Management. Proceedings of a Symposium on the Role of Fish Culture in Fisheries Management, Lake Ozark, Missouri, March 31-April 3, 1985* (Stroud, R.H. ed.) pp. 339-347. American Fisheries Society, Bethesda, Maryland.
- Miller, T.J., Herra, T. & Leggett W.C. (1995). An individual-based analysis of the variability of eggs and their newly hatched larvae of Atlantic cod (*Gadus morhua*) on the Scotian Shelf. *Canadian Journal of Fisheries and Aquatic Sciences* **52**, 1083-1093.
- Myers, R.A. & Barrowman, N.J. (1996). Is fish recruitment related to spawner abundance? *Fishery Bulletin* **94**, 707-724.
- Ouellet, P., Lambert, Y. & Castonguay, M. (1997). Spawning of Atlantic cod (*Gadus morhua*) in the northern Gulf of St. Lawrence: a study of adult and egg distributions and characteristics. *Canadian Journal of Fisheries and Aquatic Sciences* **54**, 198-210.
- Pepin, P., Orr, D.C. & Anderson, J.T. (1997). Time to hatch and larval size in relation to temperature and egg size in Atlantic cod (*Gadus morhua*). *Canadian Journal of Fisheries and Aquatic Sciences* **54** (suppl. 1), 2-10.
- Pinhorn, A.T. (1984). Temporal and spatial variation in fecundity of Atlantic cod (*Gadus morhua*) in Newfoundland waters. *Journal of Northwest Atlantic Fisheries Science* **5**, 161-170.
- Piper, R.G., McElwain, I.B., Orme, L.E., McCraren, J.P., Fowler, L.G. & Leonard, J.R. (1982). *Fish Hatchery Management*. Washington, D.C.: Dept. of the Interior, U.S. Fish and Wildlife Service. 517 p.

- Richards, W.J. & Edwards, R.E. (1986). Stocking to restore or enhance marine fisheries. In *Fish Culture in Fisheries Management. Proceedings of a Symposium on the Role of Fish Culture in Fisheries Management, Lake Ozark, Missouri, March 31-April 3, 1985* (Stroud, R.H. ed.) pp. 75-80. American Fisheries Society, Bethesda, Maryland.
- Rose, G.A. 1996. Cross-shelf distributions of cod in NAFO Divisions 2J3KL in May and June 1995: some preliminary findings of a longer term study. *NAFO SCR Doc.* 96/57.
- Ruzzante, D.E., Taggart, C.T., Cook, D. & Goddard, S. (1996). Genetic differentiation between inshore and offshore Atlantic cod (*Gadus morhua*) off Newfoundland: microsatellite DNA variation and antifreeze level. *Canadian Journal of Fisheries and Aquatic Sciences* **53**, 634-645.
- Smedbol, R.K. & Wroblewski, J.S. (1997). Evidence for inshore spawning of northern Atlantic cod (*Gadus morhua*) in Trinity Bay, Newfoundland, 1991-1993. *Canadian Journal of Fisheries and Aquatic Sciences* **54** (suppl. 1), 177-186.
- Sokal, R.R. & Rohlf, F.J. (1995). *Biometry*. The principles and practice of statistics in biological research. 3rd edition. W.H. Freeman and Co., New York, NY. 887 p.
- Taggart, C.T., Anderson, J., Bishop, C., Colbourne, E., Hutchings, J., Lilly, G., Morgan, J., Murphy, E., Myers, R., Rose, G. & Shelton, P. (1994). Overview of cod stocks, biology, and environment in the Northwest Atlantic region of Newfoundland, with emphasis on northern cod. *ICES marine Science Symposium* **198**, 140-157.
- Templeman, W. & Fleming, A.M. (1962). Cod tagging in the Newfoundland area during 1947 and 1948. *Journal of the Fisheries Research Board of Canada* **19**, 445-487.
- Waiwood, K.G. (1982). Growth history and reproduction in Atlantic cod (*Gadus morhua*). In *Proceedings of the International Symposium on Reproductive Physiology of Fish, Wageningen, the Netherlands, 2-6 August 1982* (Richter, C.J.J. & Goos, H.J.Th. compilers) pp. 206-208. Wageningen: Pudoc. Centre for Agricultural Publishing and Documentation.
- Waiwood, K.G., Smith, S.J. & Petersen, M.R. (1991). Feeding of Atlantic cod (*Gadus morhua*) at low temperatures. *Canadian Journal of Fisheries and Aquatic Sciences* **48**, 824-831.

- Washington, P.M. & Koziol A.M. (1993). Overview of the interactions and environmental impacts of hatchery practices on natural and artificial stocks of salmonids. *Fisheries Research* **18**, 105-122.
- White, R.J., Karr, J.R. & Nehlsen, W. (1995). Better roles for fish stocking in aquatic resource management. *American Fisheries Society Symposium* **15**, 527-547.
- Working Group on Cod Enhancement. (1994). Cod enhancement - operational plans. Report of The Working Group on Cod Enhancement. St. John's, Newfoundland: Canadian Centre for Fisheries Innovation, Memorial University, 57p.
- Wroblewski, J.S., Bailey, W.L. & Howse, K.A. (1994). Observations of adult Atlantic cod (*Gadus morhua*) overwintering in nearshore waters of Trinity Bay, Newfoundland. *Canadian Journal of Fisheries and Aquatic Sciences* **51**, 142-150.
- Wroblewski, J.S., Goddard, S.V., Smedbol, R.K., & Bailey, W.L. (1995). Movements of Atlantic cod (*Gadus morhua*) within the spring thermocline in Trinity Bay, Newfoundland. *Journal of the Marine Biological Association of the United Kingdom* **75**, 265-284.
- Wroblewski, J.S., Smedbol, R.K., Taggart, C.T. & Goddard, S.V. (1996). Movements of farmed and wild Atlantic cod (*Gadus morhua*) released in Trinity Bay, Newfoundland. *Marine Biology* **124**, 619-627.
- Wroblewski, J.S., Hiscock, H.W. & Bradbury, I.R. (1997). Fecundity of Atlantic cod (*Gadus morhua*) farmed for stock enhancement in Newfoundland bays. *Aquaculture* (submitted).

Appendix A: Data from farmed Atlantic cod, *Gadus morhua*, sampled at the Gooseberry Cove fish farm on April 17-18, 1995. *L. br.* = *Lernaeocera branchialis*. Fish number [26] not used in study because of a torn caudal fin. These fish were tagged and released on May 1-2, 1995.

| fish # | tag #<br>(external) | age<br>(yr) | length<br>(cm) | whole<br>weight<br>(g) | sex<br>(M/F) | <i>L. br.</i><br>(#) | ovary<br>biopsy<br>(*) |
|--------|---------------------|-------------|----------------|------------------------|--------------|----------------------|------------------------|
| 1      | k50976              | 7           | 67.0           | 3380                   | F            | 0                    | *                      |
| 2      | k50977              | -           | 66.0           | 2980                   | F            | 0                    | *                      |
| 3      | k50978              | 7           | 66.0           | 3000                   | F            | 0                    | *                      |
| 4      | k50979              | 8           | 64.0           | 3100                   | M            | 0                    | -                      |
| 5      | k50980              | 6           | 64.0           | 3050                   | F            | 0                    | *                      |
| 6      | k50981              | 6           | 63.0           | 2800                   | M            | 0                    | -                      |
| 7      | -                   | 7           | 71.0           | 4440                   | F            | 0                    | *                      |
| 8      | -                   | 6           | 59.0           | 2380                   | F            | 0                    | *                      |
| 9      | -                   | 7           | 64.0           | 3480                   | F            | 0                    | *                      |
| 10     | -                   | 6           | 56.0           | 2250                   | M            | 0                    | -                      |
| 11     | -                   | 7           | 70.0           | 4100                   | F            | 0                    | *                      |
| 12     | -                   | 7           | 70.0           | 4480                   | F            | 0                    | *                      |
| 13     | -                   | 6           | 56.0           | 2080                   | M            | 0                    | -                      |
| 14     | -                   | 6           | 63.0           | 2300                   | M            | 0                    | -                      |
| 15     | -                   | 8           | 68.0           | 4110                   | F            | 0                    | *                      |
| 16     | -                   | 7           | 61.0           | 2280                   | M            | 0                    | -                      |
| 17     | -                   | 7           | 62.0           | 3100                   | F            | 0                    | *                      |
| 18     | -                   | 7           | 67.0           | 4150                   | F            | 0                    | *                      |
| 19     | -                   | 6           | 71.0           | 5200                   | F            | 0                    | *                      |
| 20     | -                   | 7           | 66.0           | 3660                   | F            | 0                    | *                      |
| 21     | -                   | 7           | 66.0           | 3800                   | F            | 0                    | *                      |
| 22     | -                   | 6           | 69.0           | 3920                   | F            | 0                    | *                      |
| 23     | -                   | 7           | 67.0           | 3700                   | M            | 0                    | -                      |
| 24     | -                   | 7           | 70.0           | 4300                   | F            | 0                    | *                      |
| 25     | -                   | 7           | 71.0           | 3920                   | F            | 0                    | *                      |
| [26]   | -                   | 7           | 48.0           | 1750                   | M            | 0                    | -                      |
| 27     | -                   | 7           | 67.0           | 4020                   | F            | 0                    | *                      |
| 28     | -                   | 9           | 69.0           | 4460                   | F            | 0                    | *                      |

| fish # | tag #      | age  | length | whole<br>weight | sex  | <i>L. br.</i> | ovary<br>biopsy |
|--------|------------|------|--------|-----------------|------|---------------|-----------------|
|        | (external) | (yr) | (cm)   | (g)             | (MF) | (#)           | (*)             |
| 29     | -          | 7    | 57.0   | 2020            | F    | 0             | *               |
| 30     | -          | 7    | 63.0   | 2470            | F    | 0             | *               |
| 31     | k50001     | -    | 69.0   | 4460            | F    | 0             | *               |
| 32     | k50002     | -    | 61.5   | 3060            | F    | 0             | *               |
| 33     | k50003     | -    | 68.0   | 3910            | M    | 0             | -               |
| 34     | k50005     | -    | 67.5   | 4360            | M    | 0             | -               |
| 35     | k50006     | -    | 60.5   | 2520            | F    | 0             | *               |
| 36     | k50007     | -    | 69.0   | 4060            | M    | 0             | -               |
| 37     | k50008     | -    | 71.0   | 3930            | M    | 0             | -               |
| 38     | k50009     | -    | 70.0   | 4110            | F    | 0             | *               |
| 39     | k50010     | -    | 65.5   | 3850            | F    | 0             | *               |
| 40     | k50011     | -    | 69.5   | 3980            | F    | 0             | *               |
| 41     | k50012     | -    | 72.0   | 4390            | M    | 0             | -               |
| 42     | k50013     | -    | 78.0   | 5120            | F    | 0             | *               |
| 43     | k50014     | -    | 70.0   | 4740            | F    | 0             | *               |
| 44     | k50015     | -    | 70.0   | 4700            | M    | 0             | -               |
| 45     | k50016     | -    | 63.5   | 3640            | F    | 0             | *               |
| 46     | k50017     | -    | 59.5   | 2370            | M    | 0             | -               |
| 47     | k50018     | -    | 70.0   | 4580            | F    | 0             | *               |
| 48     | k50019     | -    | 73.0   | 5040            | F    | 0             | *               |
| 49     | k50020     | -    | 70.0   | 4500            | F    | 0             | *               |
| 50     | k50021     | -    | 68.0   | 3860            | F    | 0             | *               |
| 51     | k50022     | -    | 74.0   | 4350            | F    | 0             | *               |
| 52     | k50023     | -    | 73.0   | 4680            | F    | 0             | *               |
| 53     | k50024     | -    | 60.5   | 2970            | M    | 0             | -               |
| 54     | k50025     | -    | 63.5   | 2850            | F    | 0             | *               |
| 55     | k50026     | -    | 64.0   | 3310            | M    | 0             | -               |
| 56     | k50027     | -    | 57.0   | 2340            | F    | 0             | *               |
| 57     | k50028     | -    | 55.5   | 3760            | F    | 0             | *               |
| 58     | k50029     | -    | 55.5   | 2690            | F    | 0             | *               |
| 59     | k50030     | -    | 70.0   | 4300            | F    | 0             | *               |
| 60     | k50031     | -    | 66.5   | 3480            | F    | 0             | *               |
| 61     | k50032     | -    | 79.0   | 6540            | F    | 0             | *               |
| 62     | k50033     | -    | 67.0   | 3750            | F    | 0             | *               |

| fish # | tag #<br>(external) | age<br>(yr) | length<br>(cm) | whole<br>weight<br>(g) | sex<br>(M/F) | <i>L. br.</i><br>(#) | ovary<br>biopsy<br>(*) |
|--------|---------------------|-------------|----------------|------------------------|--------------|----------------------|------------------------|
| 63     | k50034              | -           | 67.0           | 3600                   | F            | 0                    | *                      |
| 64     | k50035              | -           | 70.0           | 4480                   | F            | 0                    | *                      |
| 65     | k50036              | -           | 60.0           | 2690                   | F            | 0                    | *                      |
| 66     | k50037              | -           | 67.0           | 3540                   | F            | 0                    | *                      |
| 67     | k50038              | -           | 73.0           | 5240                   | F            | 0                    | *                      |
| 68     | k50039              | -           | 71.0           | 4470                   | F            | 0                    | *                      |
| 69     | k50040              | -           | 63.5           | 2980                   | M            | 0                    | -                      |
| 70     | k50041              | -           | 69.5           | 3840                   | F            | 0                    | *                      |
| 71     | k50042              | -           | 77.0           | 4580                   | M            | 0                    | -                      |
| 72     | k50043              | -           | 69.5           | 4280                   | F            | 0                    | *                      |
| 73     | k50044              | -           | 81.5           | 6770                   | F            | 0                    | *                      |
| 74     | k50045              | -           | 71.5           | 4010                   | M            | 0                    | -                      |
| 75     | k50046              | -           | 66.0           | 3250                   | F            | 1                    | *                      |
| 76     | k50047              | -           | 66.0           | 3730                   | F            | 0                    | *                      |
| 77     | k50048              | -           | 72.0           | 5030                   | F            | 0                    | *                      |
| 78     | k50049              | -           | 65.5           | 3570                   | M            | 0                    | -                      |
| 79     | k50050              | -           | 65.5           | 3720                   | F            | 0                    | *                      |
| 80     | k50051              | -           | 69.0           | 3870                   | F            | 0                    | *                      |
| 81     | k50052              | -           | 72.0           | 3100                   | M            | 0                    | -                      |
| 82     | k50053              | -           | 66.0           | 2770                   | M            | 0                    | -                      |
| 83     | k50055              | -           | 72.0           | 4700                   | F            | 0                    | *                      |
| 84     | k50057              | -           | 66.0           | 3900                   | F            | 0                    | *                      |
| 85     | k50058              | -           | 68.0           | 2540                   | F            | 0                    | *                      |
| 86     | k50059              | -           | 70.0           | 4600                   | F            | 0                    | *                      |
| 87     | k50060              | -           | 69.0           | 3100                   | M            | 0                    | -                      |
| 88     | k50061              | -           | 69.0           | 4490                   | F            | 1                    | *                      |
| 89     | k50062              | -           | 69.0           | 3900                   | F            | 0                    | *                      |
| 90     | k50063              | -           | 69.0           | 4460                   | F            | 0                    | *                      |
| 91     | k50064              | -           | 69.5           | 4980                   | F            | 0                    | *                      |
| 92     | k50065              | -           | 70.0           | 3800                   | M            | 0                    | -                      |
| 93     | k50066              | -           | 71.0           | 3700                   | F            | 0                    | *                      |
| 94     | k50067              | -           | 67.0           | 3900                   | F            | 0                    | *                      |
| 95     | k50068              | -           | 71.0           | 4000                   | F            | 0                    | *                      |
| 96     | k50069              | -           | 63.0           | 3140                   | F            | 0                    | *                      |



| fish # | tag #      | age  | length | whole weight | sex   | L. br. | ovary biopsy |
|--------|------------|------|--------|--------------|-------|--------|--------------|
|        | (external) | (yr) | (cm)   | (g)          | (M/F) | (#)    | (*)          |
| 97     | k50070     | -    | 63.0   | 3110         | F     | 0      | *            |
| 98     | k50071     | -    | 65.0   | 3000         | M     | 0      | -            |
| 99     | k50072     | -    | 68.0   | 3700         | F     | 0      | *            |
| 100    | k50073     | -    | 66.0   | 3540         | F     | 0      | *            |
| 101    | k50074     | -    | 62.0   | 3100         | -     | 1      | -            |
| 102    | k50075     | -    | 72.0   | 4400         | -     | 0      | -            |
| 103    | k50076     | -    | 66.0   | 4310         | -     | 0      | -            |
| 104    | k50077     | -    | 69.0   | 3190         | M     | 0      | -            |
| 105    | k50078     | -    | 68.0   | 4240         | -     | 0      | -            |
| 106    | k50079     | -    | 69.0   | 3860         | -     | 0      | -            |
| 107    | k50080     | -    | 60.5   | 2410         | -     | 0      | -            |
| 108    | k50081     | -    | 72.0   | 4550         | -     | 0      | -            |
| 109    | k50083     | -    | 61.0   | 2500         | -     | 0      | -            |
| 110    | k50084     | -    | 60.0   | 2510         | -     | 0      | -            |
| 111    | k50085     | -    | 69.0   | 3500         | -     | 1      | -            |
| 112    | k50086     | -    | 72.0   | 5000         | -     | 0      | -            |
| 113    | k50087     | -    | 67.5   | 3600         | -     | 1      | -            |
| 114    | k50088     | -    | 63.0   | 3100         | -     | 0      | -            |
| 115    | k50089     | -    | 70.0   | 4200         | -     | 0      | -            |
| 116    | k50090     | -    | 58.0   | 1800         | -     | 0      | -            |
| 117    | k50091     | -    | 66.0   | 3500         | -     | 0      | -            |
| 118    | k50092     | -    | 67.5   | 3300         | -     | 0      | -            |
| 119    | k50093     | -    | 67.0   | 3300         | -     | 0      | -            |
| 120    | k50094     | -    | 60.0   | 1900         | -     | 0      | -            |
| 121    | k50095     | -    | 66.0   | 2800         | -     | 0      | -            |
| 122    | k50096     | -    | 69.0   | 3400         | -     | 0      | -            |
| 123    | k50097     | -    | 64.0   | 2600         | -     | 0      | -            |
| 124    | k50098     | -    | 64.0   | 2980         | -     | 0      | -            |
| 125    | k50099     | -    | 66.5   | 3380         | -     | 0      | -            |
| 126    | k50100     | -    | 67.0   | 3600         | F     | 0      | -            |
| 127    | -          | -    | 68.0   | 3500         | F     | 0      | *            |
| 128    | k50101     | -    | 70.0   | 4200         | -     | 0      | -            |
| 129    | k50103     | -    | 70.0   | 4450         | -     | 0      | -            |
| 130    | k50104     | -    | 68.0   | 4290         | -     | 0      | -            |

| fish # | tag #      | age  | length | whole weight | sex   | <i>L. br.</i> | ovary biopsy |
|--------|------------|------|--------|--------------|-------|---------------|--------------|
|        | (external) | (yr) | (cm)   | (g)          | (M/F) | (#)           | (*)          |
| 131    | k50105     | -    | 66.0   | 3690         | -     | 0             | -            |
| 132    | k50106     | -    | 65.0   | 3250         | M     | 0             | -            |
| 133    | k50107     | -    | 68.0   | 3950         | -     | 0             | -            |
| 134    | k50108     | -    | 67.0   | 3480         | -     | 0             | -            |
| 135    | k50109     | -    | 69.0   | 4250         | -     | 0             | -            |
| 136    | k50110     | -    | 65.0   | 3500         | -     | 0             | -            |
| 137    | k50111     | -    | 67.0   | 3040         | -     | 0             | -            |
| 138    | k50112     | -    | 69.0   | 4750         | M     | 0             | -            |
| 139    | k50114     | -    | 69.0   | 4040         | M     | 0             | -            |
| 140    | k50115     | -    | 70.0   | 4100         | -     | 0             | -            |
| 141    | k50116     | -    | 78.0   | 4800         | -     | 0             | -            |
| 142    | k50117     | -    | 63.0   | 3280         | -     | 0             | -            |
| 143    | k50118     | -    | 74.0   | 5010         | -     | 0             | -            |
| 144    | k50119     | -    | 65.0   | 3300         | -     | 0             | -            |
| 145    | k50120     | -    | 68.0   | 4750         | -     | 0             | -            |
| 146    | k50121     | -    | 69.0   | 3860         | -     | 0             | -            |
| 147    | k50122     | -    | 60.0   | 2300         | -     | 0             | -            |
| 148    | k50123     | -    | 70.0   | 4500         | -     | 0             | -            |
| 149    | k50124     | -    | 66.0   | 4200         | -     | 0             | -            |
| 150    | k50125     | -    | 65.0   | 3370         | -     | 0             | -            |
| 151    | k50127     | -    | 55.0   | 2230         | M     | 0             | -            |
| 152    | k50128     | -    | 68.0   | 3500         | -     | 0             | -            |
| 153    | k50129     | -    | 70.0   | 3630         | -     | 0             | -            |
| 154    | k50130     | -    | 59.0   | 2010         | -     | 0             | -            |
| 155    | k50131     | -    | 54.0   | 2000         | M     | 0             | -            |
| 156    | k50133     | -    | 60.0   | 3840         | -     | 1             | -            |
| 157    | k50134     | -    | 65.0   | 3060         | M     | 0             | -            |
| 158    | k50135     | -    | 66.0   | 4150         | -     | 0             | -            |
| 159    | k50136     | -    | 65.0   | 4040         | -     | 0             | -            |
| 160    | k50137     | -    | 64.0   | 3250         | M     | 0             | -            |
| 161    | k50138     | -    | 69.0   | 3860         | -     | 0             | -            |
| 162    | k50139     | -    | 60.0   | 3060         | -     | 0             | -            |
| 163    | k50140     | -    | 62.0   | 3240         | -     | 0             | -            |
| 164    | k50142     | -    | 69.0   | 3800         | -     | 0             | -            |

| fish # | tag #      | age  | length | whole<br>weight | sex   | <i>L. br.</i> | ovary<br>biopsy |
|--------|------------|------|--------|-----------------|-------|---------------|-----------------|
|        | (external) | (yr) | (cm)   | (g)             | (M/F) | (#)           | (*)             |
| 165    | k50143     | -    | 62.0   | 2700            | M     | 0             | -               |
| 166    | k50144     | -    | 64.0   | 3050            | -     | 0             | -               |
| 167    | k50145     | -    | 64.0   | 3300            | -     | 0             | -               |
| 168    | k50146     | -    | 67.0   | 3750            | -     | 0             | -               |
| 169    | k50147     | -    | 63.0   | 2750            | -     | 0             | -               |
| 170    | k50148     | -    | 64.0   | 2940            | -     | 0             | -               |
| 171    | k50149     | -    | 62.0   | 2900            | -     | 0             | -               |
| 172    | k50150     | -    | 73.0   | 4920            | -     | 0             | -               |
| 173    | k50151     | -    | 66.0   | 3630            | F     | 0             | -               |
| 174    | k50152     | -    | 58.0   | 2720            | -     | 0             | -               |
| 175    | k50153     | -    | 65.0   | 3180            | -     | 2             | -               |
| 176    | k50154     | -    | 68.0   | 3400            | -     | 0             | -               |
| 177    | k50155     | -    | 69.0   | 4700            | -     | 0             | -               |
| 178    | k50156     | -    | 69.0   | 4700            | -     | 0             | -               |
| 179    | k50157     | -    | 71.0   | 4210            | -     | 0             | -               |
| 180    | k50158     | -    | 68.0   | 3230            | -     | 0             | -               |
| 181    | k50159     | -    | 67.0   | 3400            | -     | 0             | -               |
| 182    | k50160     | -    | 75.0   | 5370            | M     | 0             | -               |
| 183    | k50161     | -    | 66.0   | 3600            | -     | 0             | -               |
| 184    | k50162     | -    | 71.0   | 4600            | -     | 0             | -               |
| 185    | k50163     | -    | 71.0   | 5050            | -     | 0             | -               |
| 186    | k50164     | -    | 64.0   | 3890            | -     | 0             | -               |
| 187    | k50165     | -    | 67.0   | 3800            | -     | 0             | -               |
| 188    | k50166     | -    | 62.0   | 2840            | -     | 0             | -               |
| 189    | k50167     | -    | 62.0   | 3500            | F     | 0             | -               |
| 190    | k50168     | -    | 64.0   | 3600            | -     | 0             | -               |
| 191    | k50169     | -    | 65.0   | 3120            | -     | 0             | -               |
| 192    | k50171     | -    | 61.0   | 3120            | F     | 0             | -               |
| 193    | k50172     | -    | 62.0   | 2820            | -     | 0             | -               |
| 194    | k50173     | -    | 57.0   | 2900            | -     | 0             | -               |
| 195    | k50174     | -    | 71.0   | 4060            | -     | 0             | -               |
| 196    | k50175     | -    | 63.0   | 3200            | -     | 0             | -               |
| 197    | k50176     | -    | 70.0   | 3850            | -     | 0             | -               |
| 198    | k50177     | -    | 68.0   | 4600            | -     | 0             | -               |

| fish # | tag #      | age  | length | whole<br>weight | sex   | <i>L. br.</i> | ovary<br>biopsy |
|--------|------------|------|--------|-----------------|-------|---------------|-----------------|
|        | (external) | (yr) | (cm)   | (g)             | (M/F) | (#)           | (*)             |
| 199    | k50178     | -    | 69.0   | 4190            | F     | 0             | -               |
| 200    | k50181     | -    | 60.0   | 2800            | -     | 0             | -               |
| 201    | k50182     | -    | 67.0   | 3570            | -     | 0             | -               |
| 202    | k50183     | -    | 61.0   | 2930            | -     | 0             | -               |
| 203    | k50184     | -    | 67.0   | 3750            | -     | 0             | -               |
| 204    | k50185     | -    | 70.0   | 3430            | -     | 0             | -               |
| 205    | k50186     | -    | 64.0   | 3600            | F     | 0             | -               |
| 206    | k50187     | -    | 66.0   | 3270            | -     | 0             | -               |
| 207    | k50188     | -    | 66.0   | 2890            | -     | 0             | -               |
| 208    | k50189     | -    | 66.0   | 4320            | M     | 0             | -               |
| 209    | k50190     | -    | 63.0   | 2500            | M     | 0             | -               |
| 210    | k50191     | -    | 74.0   | 4300            | -     | 0             | -               |
| 211    | k50192     | -    | 64.0   | 2700            | -     | 0             | -               |
| 212    | k50193     | -    | 67.0   | 3540            | -     | 0             | -               |
| 213    | k50194     | -    | 74.0   | 6400            | -     | 0             | -               |
| 214    | k50195     | -    | 70.0   | 4480            | -     | 0             | -               |
| 215    | k50196     | -    | 65.0   | 2590            | -     | 0             | -               |
| 216    | k50197     | -    | 56.0   | 2090            | M     | 0             | -               |
| 217    | k50198     | -    | 75.0   | 5180            | -     | 0             | -               |
| 218    | k50199     | -    | 57.0   | 2250            | -     | 1             | -               |
| 219    | k50200     | -    | 63.0   | 3060            | -     | 0             | -               |
| 220    | k50201     | -    | 63.0   | 3200            | -     | 1             | -               |
| 221    | k50202     | -    | 65.0   | 3130            | -     | 0             | -               |
| 222    | k50203     | -    | 64.0   | 3270            | M     | 0             | -               |
| 223    | k50204     | -    | 62.0   | 2700            | -     | 0             | -               |
| 224    | k50205     | -    | 67.0   | 3020            | -     | 0             | -               |
| 225    | k50206     | -    | 66.0   | 2790            | -     | 0             | -               |
| 226    | k50207     | -    | 76.0   | 5910            | -     | 0             | -               |
| 227    | k50208     | -    | 66.0   | 2930            | -     | 0             | -               |
| 228    | k50209     | -    | 65.0   | 3010            | -     | 0             | -               |
| 229    | k50210     | -    | 60.0   | 2580            | -     | 0             | -               |
| 230    | k50211     | -    | 66.0   | 3270            | -     | 0             | -               |
| 231    | k50212     | -    | 71.0   | 4640            | -     | 1             | -               |
| 232    | k50213     | -    | 65.0   | 3370            | -     | 0             | -               |

| fish # | tag #      | age  | length | whole weight | sex   | <i>L. br.</i> | ovary biopsy |
|--------|------------|------|--------|--------------|-------|---------------|--------------|
|        | (external) | (yr) | (cm)   | (g)          | (M/F) | (#)           | (*)          |
| 233    | k50214     | -    | 69.0   | 3480         | M     | 0             | -            |
| 234    | k50215     | -    | 64.0   | 2700         | -     | 0             | -            |
| 235    | k50216     | -    | 65.0   | 3960         | -     | 0             | -            |
| 236    | k50217     | -    | 61.0   | 3010         | -     | 0             | -            |
| 237    | k50982     | 6    | 67.0   | 3070         | F     | 0             | -            |
| 238    | k50983     | 6    | 65.0   | 2930         | F     | 0             | -            |
| 239    | k50984     | 7    | 62.0   | 3800         | M     | 0             | -            |
| 240    | k50985     | 6    | 67.0   | 3270         | F     | 0             | -            |
| 241    | k50987     | 6    | 67.0   | 3500         | F     | 0             | -            |
| 242    | k50988     | 7    | 67.0   | 2600         | M     | 0             | -            |
| 243    | k50989     | 6    | 65.0   | 2650         | M     | 0             | -            |
| 244    | k50990     | 7    | 77.0   | 4270         | F     | 0             | -            |

Appendix B: Data from wild Atlantic cod, *Gadus morhua*, sampled in Smith Sound, Trinity Bay, NF, on April 24-25, 1995. *L. br.* = *Lernaeocera branchialis*. These fish were released immediately after tagging.

| fish # | tag #      | age  | length | whole weight | sex   | <i>L. br.</i> | ovary biopsy |
|--------|------------|------|--------|--------------|-------|---------------|--------------|
|        | (external) | (yr) | (cm)   | (g)          | (M/F) | (#)           | (*)          |
| 1      | -          | 5    | 46.0   | 785          | F     | 0             | *            |
| 2      | -          | 5    | 49.0   | 960          | F     | 1             | *            |
| 3      | -          | 5    | 51.0   | 1070         | F     | 0             | *            |
| 4      | -          | 5    | 52.0   | 1060         | F     | 0             | -            |
| 5      | -          | 5    | 52.0   | 1100         | M     | 0             | -            |
| 6      | -          | 5    | 52.0   | 1215         | F     | 0             | *            |
| 7      | -          | 5    | 52.0   | 1260         | F     | 0             | *            |
| 8      | -          | 5    | 52.0   | 1325         | M     | 0             | -            |
| 9      | -          | 5    | 52.0   | 1330         | F     | 0             | *            |
| 10     | -          | 5    | 53.0   | 1140         | F     | 2             | *            |
| 11     | -          | 5    | 53.0   | 1170         | M     | 0             | -            |
| 12     | -          | 5    | 53.0   | 1205         | F     | 0             | *            |
| 13     | -          | 5    | 53.0   | 1240         | F     | 0             | *            |
| 14     | -          | 5    | 53.0   | 1395         | F     | 0             | *            |
| 15     | -          | 5    | 53.0   | 1465         | F     | 1             | *            |
| 16     | -          | 5    | 54.0   | 1260         | F     | 0             | *            |
| 17     | -          | 5    | 54.0   | 1325         | F     | 1             | *            |
| 18     | -          | 5    | 54.0   | 1435         | F     | 0             | *            |
| 19     | -          | 5    | 56.0   | 1445         | F     | 1             | *            |
| 20     | -          | 5    | 56.0   | 1575         | F     | 0             | *            |
| 21     | -          | 5    | 57.0   | 1780         | F     | 0             | *            |
| 22     | -          | 5    | 57.0   | 1815         | M     | 0             | -            |
| 23     | -          | 5    | 57.0   | 1985         | F     | 0             | *            |
| 24     | -          | 5    | 59.0   | 1830         | M     | 0             | -            |
| 25     | -          | 6    | 51.0   | 1110         | M     | 0             | -            |
| 26     | -          | 6    | 52.0   | 1255         | M     | 0             | -            |
| 27     | -          | 6    | 53.0   | 1230         | M     | 1             | -            |
| 28     | -          | 6    | 57.0   | 1400         | M     | 0             | -            |

| fish # | tag #      | age  | length | whole weight | sex   | <i>L. br.</i> | ovary biopsy |
|--------|------------|------|--------|--------------|-------|---------------|--------------|
|        | (external) | (yr) | (cm)   | (g)          | (M/F) | (#)           | (*)          |
| 29     | -          | 6    | 57.0   | 1670         | F     | 0             | *            |
| 30     | -          | 6    | 58.0   | 1540         | F     | 0             | *            |
| 31     | -          | 6    | 58.0   | 1640         | F     | 0             | *            |
| 32     | -          | 6    | 59.0   | 1590         | F     | 0             | *            |
| 33     | -          | 6    | 60.0   | 1580         | M     | 0             | -            |
| 34     | -          | 6    | 60.0   | 1660         | F     | 1             | -            |
| 35     | -          | 6    | 60.0   | 1925         | F     | 0             | *            |
| 36     | -          | 6    | 62.0   | 2130         | M     | 0             | -            |
| 37     | -          | 6    | 62.0   | 2235         | F     | 0             | *            |
| 38     | -          | 6    | 63.0   | 2375         | F     | 0             | *            |
| 39     | -          | 6    | 64.0   | 2200         | M     | 0             | -            |
| 40     | -          | 6    | 67.0   | 2185         | F     | 1             | -            |
| 41     | -          | 7    | 55.0   | 1350         | M     | 0             | -            |
| 42     | -          | 7    | 58.0   | 1590         | F     | 1             | -            |
| 43     | -          | 7    | 62.0   | 1970         | M     | 0             | -            |
| 44     | -          | 7    | 62.0   | 2455         | F     | 0             | -            |
| 45     | -          | 7    | 66.0   | 2170         | F     | 0             | *            |
| 46     | -          | 8    | 63.0   | 2495         | M     | 0             | -            |
| 47     | -          | 8    | 65.0   | 2120         | F     | 0             | *            |
| 48     | -          | 8    | 70.0   | 2600         | F     | 0             | -            |
| 49     | -          | 8    | 74.0   | 3040         | F     | 0             | -            |
| 50     | -          | 9    | 85.0   | 5730         | F     | 1             | *            |
| 51     | h41001     | -    | 55.0   | 1330         | F     | 0             | *            |
| 52     | h41002     | -    | 69.0   | 2885         | F     | 0             | *            |
| 53     | h41003     | -    | 53.0   | 1335         | F     | 0             | *            |
| 54     | h41004     | -    | 53.0   | 1275         | M     | 0             | -            |
| 55     | h41005     | -    | 63.0   | 1850         | F     | 0             | *            |
| 56     | h41006     | -    | 51.0   | 1090         | M     | 0             | -            |
| 57     | h41007     | -    | 55.0   | 1290         | M     | 0             | -            |
| 58     | h41008     | -    | 57.0   | 1620         | -     | 0             | -            |
| 59     | h41009     | -    | 64.0   | 2140         | M     | 0             | -            |
| 60     | h41010     | -    | 51.0   | 1275         | F     | 0             | *            |
| 61     | h41011     | -    | 65.0   | 2250         | M     | 0             | -            |
| 62     | h41012     | -    | 59.0   | 1695         | M     | 0             | -            |

| fish # | tag #      | age  | length | whole weight | sex   | <i>L. br.</i> | ovary biopsy |
|--------|------------|------|--------|--------------|-------|---------------|--------------|
|        | (external) | (yr) | (cm)   | (g)          | (M/F) | (#)           | (*)          |
| 63     | h41013     | -    | 60.0   | 1810         | F     | 0             | *            |
| 64     | h41014     | -    | 60.0   | 1765         | M     | 0             | -            |
| 65     | h41015     | -    | 46.0   | 735          | -     | 0             | -            |
| 66     | h41016     | -    | 52.0   | 1180         | F     | 0             | -            |
| 67     | h41017     | -    | 50.0   | 1215         | F     | 0             | *            |
| 68     | h41018     | -    | 55.0   | 1250         | M     | 0             | -            |
| 69     | h41019     | -    | 57.0   | 1440         | M     | 0             | -            |
| 70     | h41020     | -    | 57.0   | 1495         | F     | 0             | *            |
| 71     | h41021     | -    | 51.0   | 1148         | F     | 1             | *            |
| 72     | h41022     | -    | 69.0   | 2725         | F     | 0             | *            |
| 73     | h41023     | -    | 55.0   | 1315         | M     | 0             | -            |
| 74     | h41024     | -    | 54.0   | 1335         | M     | 0             | -            |
| 75     | h41025     | -    | 58.0   | 1795         | M     | 1             | -            |
| 76     | h41026     | -    | 54.0   | 1410         | F     | 0             | *            |
| 77     | h41027     | -    | 56.0   | 1490         | -     | 0             | -            |
| 78     | h41028     | -    | 61.0   | 1785         | M     | 1             | -            |
| 79     | h41029     | -    | 58.0   | 1630         | F     | 0             | *            |
| 80     | -          | -    | 64.0   | -            | F     | 0             | *            |
| 81     | h41031     | -    | 55.0   | 1305         | F     | 0             | *            |
| 82     | h41032     | -    | 46.0   | 795          | -     | 0             | -            |
| 83     | h41033     | -    | 54.0   | 1270         | M     | 0             | -            |
| 84     | h41030     | -    | 58.0   | 1675         | F     | 0             | -            |
| 85     | h41034     | -    | 58.0   | 1750         | F     | 0             | *            |
| 86     | h41035     | -    | 57.0   | 1645         | M     | 0             | -            |
| 87     | h41036     | -    | 61.0   | 1925         | F     | 0             | *            |
| 88     | h41037     | -    | 68.0   | 2590         | F     | 0             | *            |
| 89     | h41038     | -    | 54.0   | 1260         | F     | 0             | *            |
| 90     | h41039     | -    | 62.0   | 2170         | F     | 0             | *            |
| 91     | h41040     | -    | 59.0   | 1905         | F     | 1             | *            |
| 92     | h41041     | -    | 57.0   | 1980         | M     | 0             | -            |
| 93     | h41042     | -    | 75.0   | 3530         | M     | 0             | -            |
| 94     | h41043     | -    | 53.0   | 1380         | M     | 0             | -            |
| 95     | h41044     | -    | 57.0   | 1420         | M     | 0             | -            |
| 96     | h41045     | -    | 64.0   | 2300         | M     | 0             | -            |



| fish # | tag #      | age  | length | whole<br>weight | sex   | <i>L. br.</i> | ovary<br>biopsy |
|--------|------------|------|--------|-----------------|-------|---------------|-----------------|
|        | (external) | (yr) | (cm)   | (g)             | (M/F) | (#)           | (*)             |
| 97     | h41046     | -    | 53.0   | 1335            | M     | 0             | -               |
| 98     | h41047     | -    | 64.0   | 2010            | M     | 0             | -               |
| 99     | h41048     | -    | 64.0   | 2285            | F     | 0             | *               |
| 100    | h41049     | -    | 59.0   | 1810            | F     | 0             | *               |
| 101    | h41050     | -    | 65.0   | 2290            | M     | 0             | -               |
| 102    | h41051     | -    | 60.0   | 2065            | F     | 0             | *               |
| 103    | h41052     | -    | 53.0   | 1320            | -     | 0             | -               |
| 104    | h41053     | -    | 68.0   | 2310            | -     | 0             | -               |
| 105    | h41054     | -    | 71.0   | 3005            | -     | 0             | -               |
| 106    | h41055     | -    | 56.0   | 1565            | -     | 0             | -               |
| 107    | h41056     | -    | 57.0   | 1690            | -     | 0             | -               |
| 108    | h41057     | -    | 50.0   | 1055            | -     | 0             | -               |
| 109    | h41058     | -    | 62.0   | 1260            | -     | 0             | -               |
| 110    | h41059     | -    | 59.0   | 1480            | -     | 0             | -               |
| 111    | h41060     | -    | 51.0   | 930             | -     | 0             | -               |
| 112    | h41061     | -    | 55.0   | 1375            | -     | 0             | -               |
| 113    | h41062     | -    | 60.0   | 1765            | -     | 0             | -               |
| 114    | h41063     | -    | 56.0   | 1480            | -     | 0             | -               |
| 115    | h41064     | -    | 55.0   | 1625            | -     | 0             | -               |
| 116    | h41065     | -    | 64.0   | 2045            | -     | 0             | -               |
| 117    | h41066     | -    | 58.0   | 1655            | -     | 0             | -               |
| 118    | h41067     | -    | 54.0   | 1475            | -     | 0             | -               |
| 119    | h41068     | -    | 70.0   | 2475            | -     | 0             | -               |
| 120    | h41069     | -    | 59.0   | 1715            | -     | 0             | -               |
| 121    | h41070     | -    | 55.0   | 1430            | -     | 0             | -               |
| 122    | h41071     | -    | 64.0   | 2415            | -     | 0             | -               |
| 123    | h41072     | -    | 54.0   | 1320            | -     | 0             | -               |
| 124    | h41073     | -    | 64.0   | 2480            | -     | 0             | -               |
| 125    | h41074     | -    | 51.0   | 1990            | -     | 1             | -               |
| 126    | h41075     | -    | 54.0   | 1475            | -     | 0             | -               |
| 127    | h41076     | -    | 54.0   | 1400            | -     | 0             | -               |
| 128    | h41077     | -    | 61.0   | 1920            | -     | 0             | -               |
| 129    | h41078     | -    | 51.0   | 1115            | -     | 0             | -               |
| 130    | h41079     | -    | 78.0   | 3850            | -     | 0             | -               |

| fish # | tag #      | age  | length | whole weight | sex   | <i>L. br.</i> | ovary biopsy |
|--------|------------|------|--------|--------------|-------|---------------|--------------|
|        | (external) | (yr) | (cm)   | (g)          | (M/F) | (#)           | (*)          |
| 131    | h41080     | -    | 52.0   | 1100         | -     | 0             | -            |
| 132    | h41081     | -    | 49.0   | 960          | -     | 0             | -            |
| 133    | h41082     | -    | 52.0   | 960          | -     | 0             | -            |
| 134    | h41083     | -    | 51.0   | 1085         | -     | 0             | -            |
| 135    | h41084     | -    | 62.0   | 1905         | -     | 0             | -            |
| 136    | h41085     | -    | 62.0   | 2190         | -     | 0             | -            |
| 137    | h41086     | -    | 49.0   | 905          | -     | 0             | -            |
| 138    | h41087     | -    | 49.0   | 880          | -     | 0             | -            |
| 139    | h41088     | -    | 46.0   | 810          | -     | 0             | -            |
| 140    | h41089     | -    | 57.0   | 1675         | -     | 0             | -            |
| 141    | h41090     | -    | 53.0   | 1170         | -     | 0             | -            |
| 142    | h41091     | -    | 53.0   | 1155         | -     | 0             | -            |
| 143    | h41092     | -    | 57.0   | 1545         | -     | 0             | -            |
| 144    | h41093     | -    | 66.0   | 2260         | -     | 0             | -            |
| 145    | h41094     | -    | 55.0   | 1380         | -     | 0             | -            |
| 146    | h41095     | -    | 64.0   | 1995         | -     | 0             | -            |
| 147    | h41096     | -    | 48.0   | 875          | -     | 0             | -            |
| 148    | h41097     | -    | 49.0   | 915          | -     | 0             | -            |
| 149    | h41098     | -    | 51.0   | 1080         | -     | 0             | -            |
| 150    | h41099     | -    | 57.0   | 1660         | -     | 0             | -            |
| 151    | h41100     | -    | 54.0   | 1555         | -     | 0             | -            |
| 152    | h41101     | -    | 79.0   | 3525         | -     | 0             | -            |
| 153    | h41102     | -    | 54.0   | 1300         | -     | 0             | -            |
| 154    | h41104     | -    | 62.0   | 1705         | -     | 0             | -            |
| 155    | h41105     | -    | 50.0   | 955          | -     | 1             | -            |
| 156    | h41106     | -    | 56.0   | 1575         | -     | 0             | -            |
| 157    | h41107     | -    | 62.0   | 2045         | -     | 0             | -            |
| 158    | h41108     | -    | 49.0   | 1030         | -     | 0             | -            |
| 159    | h41109     | -    | 59.0   | 1465         | -     | 0             | -            |
| 160    | h41110     | -    | 51.0   | 1195         | -     | 0             | -            |
| 161    | h41111     | -    | 60.0   | 1620         | -     | 0             | -            |
| 162    | h41112     | -    | 65.0   | 2310         | -     | 1             | -            |
| 163    | h41113     | -    | 55.0   | 1480         | -     | 0             | -            |
| 164    | h41114     | -    | 55.0   | 1320         | -     | 1             | -            |

| fish # | tag #<br>(external) | age<br>(yr) | length<br>(cm) | whole<br>weight<br>(g) | sex<br>(M/F) | <i>L. br.</i><br>(#) | ovary<br>biopsy<br>(*) |
|--------|---------------------|-------------|----------------|------------------------|--------------|----------------------|------------------------|
| 165    | h41115              | -           | 49.0           | 1105                   | -            | 0                    | -                      |
| 166    | h41116              | -           | 53.0           | 1205                   | -            | 2                    | -                      |
| 167    | h41117              | -           | 65.0           | 1955                   | -            | 0                    | -                      |
| 168    | h41118              | -           | 59.0           | 1720                   | -            | 0                    | -                      |
| 169    | h41119              | -           | 55.0           | 1590                   | -            | 0                    | -                      |
| 170    | h41120              | -           | 81.0           | 6785                   | -            | 0                    | -                      |
| 171    | h41121              | -           | 60.0           | 1775                   | -            | 0                    | -                      |
| 172    | h41122              | -           | 55.0           | 1560                   | -            | 0                    | -                      |
| 173    | h41123              | -           | 50.0           | 975                    | -            | 0                    | -                      |
| 174    | h41124              | -           | 45.0           | 755                    | -            | 0                    | -                      |
| 175    | h41125              | -           | 67.0           | 1665                   | -            | 0                    | -                      |
| 176    | h41126              | -           | 53.0           | 1730                   | -            | 0                    | -                      |
| 177    | h41127              | -           | 56.0           | 1580                   | -            | 0                    | -                      |
| 178    | h41128              | -           | 51.0           | 1225                   | -            | 0                    | -                      |
| 179    | h41129              | -           | 55.0           | 1350                   | -            | 0                    | -                      |
| 180    | h41130              | -           | 40.0           | 520                    | -            | 0                    | -                      |
| 181    | h41131              | -           | 56.0           | 1405                   | -            | 0                    | -                      |
| 182    | h41132              | -           | 53.0           | 1315                   | -            | 0                    | -                      |
| 183    | h41133              | -           | 46.0           | 800                    | -            | 0                    | -                      |
| 184    | h41134              | -           | 53.0           | 1195                   | -            | 0                    | -                      |
| 185    | h41135              | -           | 56.0           | 1380                   | -            | 0                    | -                      |
| 186    | h41136              | -           | 56.0           | 1590                   | -            | 0                    | -                      |
| 187    | h41137              | -           | 54.0           | 1310                   | -            | 1                    | -                      |
| 188    | h41138              | -           | 66.0           | 2415                   | -            | 0                    | -                      |
| 189    | h41139              | -           | 68.0           | 3070                   | -            | 0                    | -                      |
| 190    | h41140              | -           | 65.0           | 1935                   | -            | 0                    | -                      |
| 191    | h41141              | -           | 49.0           | 1035                   | -            | 0                    | -                      |
| 192    | h41142              | -           | 50.0           | 1145                   | -            | 0                    | -                      |
| 193    | h41143              | -           | 52.0           | 1210                   | -            | 0                    | -                      |
| 194    | h41144              | -           | 56.0           | 1370                   | -            | 0                    | -                      |
| 195    | h41145              | -           | 62.0           | 1700                   | -            | 1                    | -                      |
| 196    | h41146              | -           | 55.0           | 1330                   | -            | 0                    | -                      |
| 197    | h41147              | -           | 55.0           | 1360                   | -            | 0                    | -                      |
| 198    | h41148              | -           | 57.0           | 1665                   | -            | 0                    | -                      |

| fish # | tag #      | age  | length | whole<br>weight | sex   | <i>L. br.</i> | ovary<br>biopsy |
|--------|------------|------|--------|-----------------|-------|---------------|-----------------|
|        | (external) | (yr) | (cm)   | (g)             | (M/F) | (#)           | (*)             |
| 199    | h41149     | -    | 49.0   | 1085            | -     | 0             | -               |
| 200    | h41150     | -    | 63.0   | 2465            | -     | 0             | -               |
| 201    | h41151     | -    | 58.0   | 1600            | -     | 0             | -               |
| 202    | h41152     | -    | 52.0   | 1185            | -     | 0             | -               |
| 203    | h41153     | -    | 52.0   | 1165            | -     | 0             | -               |
| 204    | h41154     | -    | 51.0   | 1005            | -     | 0             | -               |
| 205    | h41155     | -    | 60.0   | 1840            | -     | 0             | -               |
| 206    | h41156     | -    | 53.0   | 1325            | -     | 0             | -               |
| 207    | h41157     | -    | 51.0   | 1200            | -     | 0             | -               |
| 208    | h41158     | -    | 62.0   | 1930            | -     | 0             | -               |
| 209    | h41159     | -    | 51.0   | 1055            | -     | 0             | -               |
| 210    | h41160     | -    | 53.0   | 1275            | -     | 0             | -               |
| 211    | h41161     | -    | 52.0   | 1345            | -     | 0             | -               |
| 212    | h41162     | -    | 51.0   | 1225            | -     | 0             | -               |
| 213    | h41163     | -    | 59.0   | 1730            | -     | 0             | -               |
| 214    | h41164     | -    | 54.0   | 1300            | -     | 1             | -               |
| 215    | h41165     | -    | 61.0   | 1905            | -     | 0             | -               |
| 216    | h41166     | -    | 60.0   | 1605            | -     | 0             | -               |
| 217    | h41167     | -    | 55.0   | 1355            | -     | 0             | -               |
| 218    | h41168     | -    | 63.0   | 2040            | -     | 0             | -               |
| 219    | h41169     | -    | 51.0   | 1090            | -     | 0             | -               |
| 220    | h41170     | -    | 62.0   | 2320            | -     | 0             | -               |
| 221    | h41171     | -    | 51.0   | 1090            | -     | 0             | -               |
| 222    | h41172     | -    | 53.0   | 1275            | -     | 0             | -               |
| 223    | h41173     | -    | 65.0   | 2410            | -     | 0             | -               |
| 224    | h41174     | -    | 68.0   | 2955            | -     | 0             | -               |
| 225    | h41175     | -    | 50.0   | 1210            | -     | 0             | -               |
| 226    | h41176     | -    | 71.0   | 3100            | -     | 0             | -               |
| 227    | h41177     | -    | 65.0   | 2380            | -     | 0             | -               |
| 228    | h41178     | -    | 59.0   | 1960            | -     | 0             | -               |
| 229    | h41179     | -    | 51.0   | 950             | -     | 0             | -               |
| 230    | h41180     | -    | 58.0   | 1690            | -     | 0             | -               |
| 231    | h41181     | -    | 54.0   | 1260            | -     | 1             | -               |
| 232    | h41182     | -    | 66.0   | 2270            | -     | 0             | -               |

| fish # | tag #      | age  | length | whole<br>weight | sex   | <i>L. br.</i> | ovary<br>biopsy |
|--------|------------|------|--------|-----------------|-------|---------------|-----------------|
|        | (external) | (yr) | (cm)   | (g)             | (M/F) | (#)           | (*)             |
| 233    | h41183     | -    | 55.0   | 1390            | -     | 0             | -               |
| 234    | h41184     | -    | 53.0   | 1135            | -     | 0             | -               |
| 235    | h41185     | -    | 53.0   | 1540            | -     | 0             | -               |
| 236    | h41186     | -    | 63.0   | 1895            | -     | 0             | -               |
| 237    | h41187     | -    | 65.0   | 2180            | -     | 0             | -               |
| 238    | h41188     | -    | 51.0   | 1285            | -     | 0             | -               |
| 239    | h41189     | -    | 55.0   | 1390            | -     | 0             | -               |
| 240    | h41190     | -    | 47.0   | 865             | -     | 0             | -               |
| 241    | h41191     | -    | 47.0   | 1000            | -     | 0             | -               |
| 242    | h41192     | -    | 52.0   | 1165            | -     | 0             | -               |
| 243    | h41193     | -    | 50.0   | 980             | -     | 1             | -               |
| 244    | h41194     | -    | 51.0   | 1125            | -     | 0             | -               |
| 245    | h41195     | -    | 54.0   | 1295            | -     | 0             | -               |
| 246    | h41196     | -    | 49.0   | 1015            | -     | 0             | -               |
| 247    | h41197     | -    | 47.0   | 895             | -     | 0             | -               |
| 248    | h41198     | -    | 56.0   | 1515            | -     | 0             | -               |
| 249    | h41199     | -    | 50.0   | 1145            | -     | 0             | -               |
| 250    | h41200     | -    | 56.0   | 1285            | -     | 0             | -               |
| 251    | h41201     | -    | 46.0   | 915             | -     | 0             | -               |
| 252    | h41202     | -    | 58.0   | 1810            | -     | 0             | -               |
| 253    | h41203     | -    | 42.0   | 625             | -     | 0             | -               |
| 254    | h41204     | -    | 59.0   | 1655            | -     | 0             | -               |
| 255    | h41205     | -    | 45.0   | 785             | -     | 1             | -               |
| 256    | h41206     | -    | 48.0   | 1005            | -     | 0             | -               |
| 257    | h41207     | -    | 59.0   | 1505            | -     | 0             | -               |
| 258    | h41208     | -    | 58.0   | 1808            | -     | 0             | -               |
| 259    | h41209     | -    | 51.0   | 1145            | -     | 1             | -               |
| 260    | h41210     | -    | 55.0   | 1525            | -     | 0             | -               |
| 261    | h41211     | -    | 54.0   | 2160            | -     | 0             | -               |
| 262    | h41212     | -    | 68.0   | 2530            | -     | 0             | -               |
| 263    | h41213     | -    | 53.0   | 1410            | -     | 0             | -               |
| 264    | h41214     | -    | 57.0   | 1580            | -     | 0             | -               |
| 265    | h41215     | -    | 54.0   | 1345            | -     | 0             | -               |
| 266    | h41216     | -    | 51.0   | 1175            | -     | 0             | -               |

| fish # | tag #      | age  | length | whole<br>weight | sex   | <i>L. br.</i> | ovary<br>biopsy |
|--------|------------|------|--------|-----------------|-------|---------------|-----------------|
|        | (external) | (yr) | (cm)   | (g)             | (M/F) | (#)           | ( * )           |
| 267    | h41217     | -    | 55.0   | 1470            | -     | 0             | -               |
| 268    | h41218     | -    | 49.0   | 1030            | -     | 0             | -               |
| 269    | h41219     | -    | 33.0   | 275             | -     | 0             | -               |

Appendix C: Data from farmed Atlantic cod, *Gadus morhua*, sampled at the Gooseberry Cove fish farm on Sept. 7, 1995. *L. br.* = *Lernaeocera branchialis*.

| fish # | tag #<br>(external) | age<br>(yr) | length<br>(cm) | whole<br>weight<br>(g) | gutted<br>weight<br>(g) | sex<br>(M/F) | <i>L. br.</i><br>(#) | liver<br>weight<br>(g) |
|--------|---------------------|-------------|----------------|------------------------|-------------------------|--------------|----------------------|------------------------|
| 1      | mi06059             | 7           | 70.0           | 4420                   | 3640                    | F            | 0                    | 570                    |
| 2      | mi06570             | 7           | 69.5           | 4420                   | 3430                    | F            | 0                    | 640                    |
| 3      | k50237              | 8           | 79.0           | 6670                   | 5470                    | F            | 0                    | 810                    |
| 4      | k50236              | 7           | 71.0           | 4880                   | 4110                    | F            | 0                    | 580                    |
| 5      | k50044              | 11          | 84.0           | 6430                   | 4980                    | F            | 0                    | 870                    |
| 6      | k50256              | 7           | 74.5           | 4550                   | 3680                    | F            | 0                    | 620                    |
| 7      | mi06532             | 7           | 73.5           | 4940                   | 3970                    | F            | 0                    | 640                    |
| 8      | k50226              | 7           | 74.0           | 4540                   | 3670                    | F            | 0                    | 530                    |
| 9      | mi06576             | 7           | 69.5           | 4330                   | 3190                    | F            | 0                    | 660                    |
| 10     | k50251              | 7           | 72.5           | 3950                   | 3250                    | F            | 0                    | 460                    |
| 11     | k50233              | 7           | 69.0           | 4430                   | 3480                    | F            | 0                    | 650                    |
| 12     | mi06605             | 6           | 67.0           | 3290                   | 2710                    | M            | 0                    | 390                    |
| 13     | mi06529             | 7           | 68.0           | 3950                   | 3180                    | F            | 0                    | 480                    |
| 14     | k50260              | 7           | 70.0           | 4120                   | 3310                    | F            | 0                    | 550                    |
| 15     | k50228              | 7           | 74.0           | 5200                   | 4160                    | F            | 0                    | 730                    |
| 16     | k50235              | 7           | 73.0           | 4530                   | 3720                    | F            | 0                    | 590                    |
| 17     | k50230              | 7           | 73.0           | 4940                   | 3950                    | F            | 0                    | 680                    |
| 18     | mi06592             | 7           | 72.5           | 5140                   | 4180                    | F            | 0                    | 630                    |
| 19     | mi06550             | 7           | 73.5           | 4050                   | 3490                    | M            | 0                    | 370                    |
| 20     | k50229              | 6           | 71.5           | 3470                   | 3050                    | M            | 0                    | 260                    |
| 21     | k50223              | 8           | 75.5           | 4970                   | 4020                    | F            | 0                    | 640                    |
| 22     | k50258              | 7           | 72.0           | 4240                   | 3480                    | F            | 0                    | 430                    |
| 23     | k50252              | 7           | 71.0           | 4030                   | 3140                    | F            | 0                    | 620                    |
| 24     | mi06611             | 7           | 71.0           | 4960                   | 4170                    | M            | 0                    | 560                    |
| 25     | k50234              | 7           | 67.5           | 3740                   | 2840                    | F            | 0                    | 550                    |
| 26     | k50262              | 8           | 69.0           | 3830                   | 3280                    | M            | 0                    | 390                    |
| 27     | mi06058             | 8           | 72.0           | 4980                   | 4150                    | M            | 0                    | 540                    |
| 28     | k50253              | 7           | 74.5           | 4940                   | 4180                    | M            | 0                    | 520                    |
| 29     | k50158              | 7           | 70.5           | 3880                   | 3120                    | F            | 0                    | 500                    |

| fish # | tag #      | age  | length | whole<br>weight | gutted<br>weight | sex   | <i>L. br.</i> | liver<br>weight |
|--------|------------|------|--------|-----------------|------------------|-------|---------------|-----------------|
|        | (external) | (yr) | (cm)   | (g)             | (g)              | (M/F) | (#)           | (g)             |
| 30     | k50255     | 7    | 69.5   | 4360            | 3580             | F     | 0             | 540             |
| 31     | k50227     | 7    | 74.0   | 5240            | 4400             | M     | 0             | 580             |
| 32     | k50240     | 7    | 77.5   | 5670            | 4640             | M     | 0             | 720             |
| 33     | k50232     | 7    | 76.0   | 5290            | 4400             | M     | 0             | 710             |
| 34     | -          | 7    | 76.5   | 6320            | 5210             | M     | 0             | 800             |
| 35     | k50263     | 7    | 75.5   | 4750            | 3930             | F     | 0             | 580             |
| 36     | k50261     | 7    | 68.5   | 4850            | 4050             | M     | 0             | 600             |
| 37     | k50238     | 6    | 64.5   | 3520            | 2850             | F     | 0             | 500             |
| 38     | k50241     | 7    | 71.0   | 4990            | 3790             | F     | 0             | 740             |
| 39     | k50244     | 7    | 77.0   | 6020            | 4870             | F     | 0             | 780             |
| 40     | k50259     | 7    | 72.5   | 4950            | 4100             | F     | 0             | 560             |
| 41     | k50243     | 8    | 74.0   | 5110            | 4030             | F     | 0             | 720             |
| 42     | k50242     | 7    | 78.0   | 5680            | 4840             | M     | 0             | 560             |
| 43     | mi06588    | 6    | 63.5   | 2770            | 2290             | F     | 1             | 340             |
| 44     | mi06542    | 6    | 61.5   | 2780            | 2230             | F     | 0             | 400             |
| 45     | k50257     | 6    | 65.5   | 3910            | 3240             | M     | 0             | 480             |



Appendix D: Data from wild Atlantic cod, *Gadus morhua*, sampled in Smith Sound, Trinity Bay, NF, on Sept. 26, 1995. *L. br.* = *Lernaeocera branchialis*.

| fish # | age  | length | whole weight | gutted weight | sex   | <i>L. br.</i> | liver weight |
|--------|------|--------|--------------|---------------|-------|---------------|--------------|
|        | (yr) | (cm)   | (g)          | (g)           | (M/F) | (#)           | (g)          |
| 1      | 7    | 66.0   | 2710         | 2490          | M     | 0             | 80           |
| 2      | 8    | 68.5   | 2990         | 2650          | F     | 0             | 170          |
| 3      | 6    | 69.0   | 2780         | 2390          | M     | 0             | 150          |
| 4      | 6    | 58.0   | 3070         | 2610          | M     | 0             | 270          |
| 5      | 5    | 57.0   | 2000         | 1690          | F     | 0             | 100          |
| 6      | 5    | 55.0   | 1620         | 1400          | F     | 0             | 130          |
| 7      | 6    | 62.5   | 2560         | 2050          | M     | 0             | 260          |
| 8      | 7    | 76.5   | 3900         | 3380          | M     | 1             | 240          |
| 9      | 5    | 53.0   | 1480         | 1260          | F     | 0             | 90           |
| 10     | 7    | 68.0   | 3060         | 2640          | F     | 0             | 250          |
| 11     | 7    | 68.0   | 2710         | 2390          | M     | 0             | 130          |
| 12     | 6    | 63.0   | 2460         | 2080          | F     | 0             | 220          |
| 13     | 6    | 62.0   | 2790         | 2200          | F     | 0             | 240          |
| 14     | 7    | 65.0   | 2720         | 2120          | M     | 0             | 210          |
| 15     | 7    | 65.0   | 2440         | 2050          | F     | 0             | 180          |
| 16     | 6    | 69.0   | 2880         | 2390          | M     | 0             | 250          |
| 17     | 6    | 57.5   | 1930         | 1570          | M     | 0             | 150          |
| 18     | 6    | 62.0   | 2450         | 1910          | M     | 0             | 150          |
| 19     | 6    | 66.5   | 2720         | 2390          | F     | 1             | 150          |
| 20     | 6    | 61.5   | 2060         | 1810          | F     | 0             | 100          |
| 21     | 6    | 62.5   | 2490         | 2120          | F     | 0             | 210          |
| 22     | 6    | 64.5   | 2390         | 2030          | F     | 0             | 210          |
| 23     | 8    | 75.0   | 3430         | 3020          | F     | 0             | 170          |
| 24     | 6    | 62.5   | 2300         | 1970          | F     | 0             | 170          |
| 25     | 6    | 68.0   | 2800         | 2420          | F     | 0             | 160          |
| 26     | 7    | 72.5   | 3570         | 3150          | F     | 1             | 170          |
| 27     | 7    | 66.0   | 2550         | 2200          | M     | 0             | 170          |
| 28     | 8    | 71.0   | 3050         | 2590          | M     | 0             | 100          |
| 29     | 6    | 64.0   | 1940         | 1660          | F     | 0             | 180          |

| fish # | age<br>(yr) | length<br>(cm) | whole<br>weight<br>(g) | gutted<br>weight<br>(g) | sex<br>(M/F) | <i>L. br.</i><br>(#) | liver<br>weight<br>(g) |
|--------|-------------|----------------|------------------------|-------------------------|--------------|----------------------|------------------------|
| 30     | 7           | 62.0           | 2410                   | 2020                    | F            | 0                    | 230                    |
| 31     | 6           | 60.5           | 2200                   | 1950                    | F            | 0                    | 140                    |
| 32     | 6           | 58.5           | 2030                   | 1580                    | M            | 0                    | 190                    |
| 33     | 7           | 70.0           | 3530                   | 2940                    | M            | 0                    | 170                    |
| 34     | 6           | 65.0           | 2620                   | 2120                    | F            | 0                    | 230                    |
| 35     | 7           | 70.0           | 3480                   | 3080                    | M            | 0                    | 200                    |
| 36     | 7           | 67.5           | 2870                   | 2440                    | F            | 0                    | 230                    |
| 37     | 6           | 62.5           | 2300                   | 2000                    | F            | 0                    | 150                    |
| 38     | 6           | 59.5           | 2200                   | 1800                    | F            | 0                    | 230                    |
| 39     | 6           | 59.5           | 1980                   | 1650                    | F            | 0                    | 180                    |
| 40     | 7           | 71.5           | 3470                   | 3050                    | M            | 0                    | 190                    |
| 41     | 7           | 61.5           | 2100                   | 1710                    | F            | 0                    | 130                    |
| 42     | 6           | 58.5           | 2180                   | 1710                    | M            | 0                    | 180                    |
| 43     | 6           | 60.5           | 2370                   | 2010                    | F            | 0                    | 200                    |
| 44     | 7           | 71.0           | 3020                   | 2600                    | F            | 0                    | 200                    |
| 45     | 7           | 63.5           | 2780                   | 2330                    | F            | 0                    | 210                    |
| 46     | 8           | 63.0           | 2590                   | 2140                    | M            | 0                    | 250                    |
| 47     | 7           | 58.5           | 2100                   | 1730                    | F            | 0                    | 160                    |
| 48     | 6           | 54.0           | 1710                   | 1420                    | F            | 0                    | 110                    |
| 49     | 6           | 63.5           | 2510                   | 2100                    | F            | 0                    | 200                    |

Appendix E: Data from farmed, female Atlantic cod, *Gadus morhua*, sampled at the Gooseberry Cove fish farm on April 4, 1996. Fish 5 and 12 had hydrated oocytes. The gill parasite *L. branchialis* was not found on any of the fish.

| fish<br>(#) | age<br>(yr) | length<br>(cm) | whole<br>wt.<br>(g) | gutted<br>wt.<br>(g) | liver<br>wt.<br>(g) | gill<br>wt.<br>(g) | ovary<br>wt.<br>(g) |
|-------------|-------------|----------------|---------------------|----------------------|---------------------|--------------------|---------------------|
| 1           | 7           | 77.0           | 5520                | 3980                 | 738                 | 154                | 418                 |
| 2           | 7           | 76.0           | 5820                | 4300                 | 760                 | 160                | 416                 |
| 3           | 6           | 76.0           | 5600                | 4140                 | 700                 | 160                | 498                 |
| 4           | 6           | 77.0           | 5700                | 4100                 | 830                 | 142                | 598                 |
| 5           | 7           | 76.0           | 5880                | 3560                 | 762                 | 134                | 1252                |
| 6           | 7           | 66.5           | 3480                | 2540                 | 426                 | 118                | 302                 |
| 7           | 7           | 74.5           | 5120                | 3700                 | 572                 | 126                | 470                 |
| 8           | 6           | 73.0           | 4500                | 3240                 | 378                 | 130                | 558                 |
| 9           | 7           | 72.0           | 5080                | 3540                 | 592                 | 142                | 604                 |
| 10          | 7           | 77.5           | 4940                | 3560                 | 494                 | 146                | 522                 |
| 11          | 6           | 70.0           | 4640                | 3400                 | 536                 | 92                 | 348                 |
| 12          | 7           | 82.0           | 7500                | 4980                 | 1090                | 170                | 1136                |
| 13          | 6           | 75.0           | 5400                | 4100                 | 756                 | 114                | 362                 |
| 14          | 8           | 79.0           | 6580                | 4880                 | 840                 | 150                | 482                 |
| 15          | 8           | 72.5           | 5060                | 3380                 | 596                 | 124                | 712                 |

Appendix F: Oocyte data from 75 female Atlantic cod, *Gadus morhua*, sampled at the Gooseberry Cove fish farm on April 17-18, 1995. Fish number corresponds to fish number in Appendix A. Count refers to number of fish with a given oocyte size.

| fish # | oocyte diameter (mm) |     |     |     |     |     |     |     |     |     |     |     |     |     |     |     |     |     |  |
|--------|----------------------|-----|-----|-----|-----|-----|-----|-----|-----|-----|-----|-----|-----|-----|-----|-----|-----|-----|--|
|        | 0.3                  | 0.4 | 0.5 | 0.6 | 0.7 | 0.8 | 0.9 | 1.0 | 1.1 | 1.2 | 1.3 | 1.4 | 1.5 | 1.6 | 1.7 | 1.8 | 1.9 | 2.0 |  |
| 1      | -                    | -   | -   | 1   | 14  | 26  | 17  | -   | -   | -   | 3   | 17  | 22  | -   | -   | -   | -   | -   |  |
| 2      | 9                    | 28  | 42  | 17  | 4   | -   | -   | -   | -   | -   | -   | -   | -   | -   | -   | -   | -   | -   |  |
| 3      | -                    | -   | 2   | 4   | 10  | 18  | 8   | 3   | -   | -   | 28  | 13  | 12  | 2   | -   | -   | -   | -   |  |
| 5      | -                    | 3   | 12  | 21  | 26  | 18  | 5   | 13  | 2   | -   | -   | -   | -   | -   | -   | -   | -   | -   |  |
| 7      | -                    | -   | 11  | 15  | 16  | 29  | 7   | 2   | -   | -   | 3   | 11  | 6   | -   | -   | -   | -   | -   |  |
| 8      | -                    | 15  | 42  | 34  | 9   | -   | -   | -   | -   | -   | -   | -   | -   | -   | -   | -   | -   | -   |  |
| 9      | -                    | -   | 6   | 9   | 14  | 17  | 6   | 19  | 21  | 8   | -   | -   | -   | -   | -   | -   | -   | -   |  |
| 11     | 1                    | 25  | 42  | 27  | 5   | -   | -   | -   | -   | -   | -   | -   | -   | -   | -   | -   | -   | -   |  |
| 12     | -                    | -   | 36  | 33  | 22  | 9   | -   | -   | -   | -   | -   | -   | -   | -   | -   | -   | -   | -   |  |
| 15     | -                    | 22  | 44  | 30  | 4   | -   | -   | -   | -   | -   | -   | -   | -   | -   | -   | -   | -   | -   |  |
| 17     | -                    | 28  | 49  | 22  | 1   | -   | -   | -   | -   | -   | -   | -   | -   | -   | -   | -   | -   | -   |  |
| 18     | 2                    | 7   | 42  | 26  | 18  | 5   | -   | -   | -   | -   | -   | -   | -   | -   | -   | -   | -   | -   |  |
| 19     | 2                    | 26  | 34  | 30  | 5   | 3   | -   | -   | -   | -   | -   | -   | -   | -   | -   | -   | -   | -   |  |
| 20     | -                    | 10  | 42  | 42  | 6   | -   | -   | -   | -   | -   | -   | -   | -   | -   | -   | -   | -   | -   |  |
| 21     | -                    | -   | 1   | 1   | 7   | 17  | 18  | 26  | -   | -   | 1   | 1   | 8   | 11  | 9   | -   | -   | -   |  |
| 22     | 3                    | 37  | 49  | 11  | -   | -   | -   | -   | -   | -   | -   | -   | -   | -   | -   | -   | -   | -   |  |
| 24     | -                    | -   | -   | 2   | 7   | 16  | 33  | 6   | -   | -   | -   | -   | 24  | 12  | -   | -   | -   | -   |  |
| 25     | -                    | -   | 1   | 1   | 12  | 27  | 20  | 2   | 1   | 9   | 23  | 3   | -   | 1   | -   | -   | -   | -   |  |
| 27     | 5                    | 31  | 51  | 13  | -   | -   | -   | -   | -   | -   | -   | -   | -   | -   | -   | -   | -   | -   |  |
| 28     | -                    | -   | -   | 15  | 23  | 29  | 17  | 4   | 1   | -   | 7   | 3   | 1   | -   | -   | -   | -   | -   |  |
| 29     | -                    | -   | 1   | 4   | 10  | 26  | 19  | 4   | 13  | 20  | 3   | -   | -   | -   | -   | -   | -   | -   |  |
| 30     | -                    | 9   | 18  | 40  | 27  | 6   | -   | -   | -   | -   | -   | -   | -   | -   | -   | -   | -   | -   |  |

| fish # | 0.3 | 0.4 | 0.5 | 0.6 | 0.7 | 0.8 | 0.9 | 1.0 | 1.1 | 1.2 | 1.3 | 1.4 | 1.5 | 1.6 | 1.7 | 1.8 | 1.9 | 2.0 |
|--------|-----|-----|-----|-----|-----|-----|-----|-----|-----|-----|-----|-----|-----|-----|-----|-----|-----|-----|
| 31     | 1   | 27  | 57  | 13  | 1   | 1   | -   | -   | -   | -   | -   | -   | -   | -   | -   | -   | -   | -   |
| 32     | -   | -   | -   | 3   | 12  | 20  | 17  | 10  | 9   | -   | -   | 2   | 16  | 9   | 2   | -   | -   | -   |
| 35     | -   | -   | -   | 3   | 3   | 16  | 24  | 9   | 1   | -   | 11  | 21  | 12  | -   | -   | -   | -   | -   |
| 38     | -   | 3   | 11  | 14  | 46  | 23  | 3   | -   | -   | -   | -   | -   | -   | -   | -   | -   | -   | -   |
| 39     | -   | -   | 2   | 3   | 12  | 27  | 21  | 6   | -   | 11  | 11  | 6   | 1   | -   | -   | -   | -   | -   |
| 40     | -   | -   | -   | 3   | 11  | 26  | 31  | 4   | -   | -   | 3   | 13  | 8   | 1   | -   | -   | -   | -   |
| 42     | -   | 1   | 14  | 36  | 26  | 18  | 5   | -   | -   | -   | -   | -   | -   | -   | -   | -   | -   | -   |
| 43     | -   | -   | 3   | 9   | 11  | 26  | 17  | 2   | -   | -   | 2   | 8   | 14  | 7   | 1   | -   | -   | -   |
| 45     | -   | -   | -   | 1   | 1   | 12  | 25  | 14  | 1   | -   | 2   | 8   | 23  | 11  | 2   | -   | -   | -   |
| 47     | 4   | 21  | 35  | 34  | 6   | -   | -   | -   | -   | -   | -   | -   | -   | -   | -   | -   | -   | -   |
| 48     | -   | -   | 2   | 15  | 27  | 22  | 8   | 8   | -   | -   | -   | -   | 1   | 3   | 8   | 6   | -   | -   |
| 49     | 2   | 16  | 24  | 34  | 24  | -   | -   | -   | -   | -   | -   | -   | -   | -   | -   | -   | -   | -   |
| 50     | 1   | 17  | 54  | 28  | -   | -   | -   | -   | -   | -   | -   | -   | -   | -   | -   | -   | -   | -   |
| 51     | -   | -   | -   | 3   | 17  | 30  | 22  | 6   | -   | 5   | 10  | 7   | -   | -   | -   | -   | -   | -   |
| 52     | -   | 8   | 17  | 23  | 30  | 20  | 2   | -   | -   | -   | -   | -   | -   | -   | -   | -   | -   | -   |
| 54     | -   | 12  | 40  | 40  | 8   | -   | -   | -   | -   | -   | -   | -   | -   | -   | -   | -   | -   | -   |
| 56     | -   | -   | 1   | -   | 8   | 19  | 12  | 15  | 3   | -   | 7   | 1   | 6   | 22  | 6   | -   | -   | -   |
| 57     | -   | -   | 1   | 5   | 10  | 20  | 14  | 4   | 1   | -   | 1   | 5   | 26  | 10  | 3   | -   | -   | -   |
| 58     | -   | 16  | 39  | 34  | 10  | 1   | -   | -   | -   | -   | -   | -   | -   | -   | -   | -   | -   | -   |
| 59     | -   | -   | 3   | 16  | 24  | 23  | 5   | 7   | 12  | 9   | 1   | -   | -   | -   | -   | -   | -   | -   |
| 60     | -   | 1   | -   | 4   | 15  | 25  | 10  | 5   | 12  | 25  | 3   | -   | -   | -   | -   | -   | -   | -   |
| 61     | 4   | 11  | 29  | 25  | 25  | 6   | -   | -   | -   | -   | -   | -   | -   | -   | -   | -   | -   | -   |
| 62     | -   | -   | 2   | 1   | 11  | 12  | 12  | 11  | 1   | -   | -   | 1   | 16  | 20  | 9   | 4   | -   | -   |
| 63     | 5   | 33  | 49  | 13  | -   | -   | -   | -   | -   | -   | -   | -   | -   | -   | -   | -   | -   | -   |

| fish # | oocyte diameter (mm) |     |     |     |     |     |     |     |     |     |     |     |     |     |     |     |     |     |  |
|--------|----------------------|-----|-----|-----|-----|-----|-----|-----|-----|-----|-----|-----|-----|-----|-----|-----|-----|-----|--|
|        | 0.3                  | 0.4 | 0.5 | 0.6 | 0.7 | 0.8 | 0.9 | 1.0 | 1.1 | 1.2 | 1.3 | 1.4 | 1.5 | 1.6 | 1.7 | 1.8 | 1.9 | 2.0 |  |
| 64     | -                    | 15  | 41  | 35  | 9   | -   | -   | -   | -   | -   | -   | -   | -   | -   | -   | -   | -   | -   |  |
| 65     | -                    | -   | -   | 7   | 11  | 31  | 33  | 9   | -   | -   | 2   | -   | -   | 2   | 5   | -   | -   | -   |  |
| 66     | -                    | -   | -   | 2   | 14  | 22  | 22  | 18  | 17  | 4   | -   | -   | -   | 1   | -   | -   | -   | -   |  |
| 67     | -                    | 4   | 35  | 36  | 22  | 3   | -   | -   | -   | -   | -   | -   | -   | -   | -   | -   | -   | -   |  |
| 68     | -                    | 12  | 27  | 26  | 27  | 8   | -   | -   | -   | -   | -   | -   | -   | -   | -   | -   | -   | -   |  |
| 70     | -                    | -   | 14  | 31  | 33  | 17  | -   | 3   | 2   | -   | -   | -   | -   | -   | -   | -   | -   | -   |  |
| 72     | -                    | -   | 1   | 9   | 16  | 27  | 20  | 15  | 12  | -   | -   | -   | -   | -   | -   | -   | -   | -   |  |
| 73     | 3                    | 22  | 35  | 34  | 6   | -   | -   | -   | -   | -   | -   | -   | -   | -   | -   | -   | -   | -   |  |
| 75     | -                    | 6   | 41  | 40  | 13  | -   | -   | -   | -   | -   | -   | -   | -   | -   | -   | -   | -   | -   |  |
| 76     | -                    | -   | -   | -   | 14  | 15  | 23  | 3   | -   | 1   | 2   | 6   | 10  | 19  | 7   | -   | -   | -   |  |
| 77     | -                    | -   | -   | -   | 8   | 8   | 22  | 14  | 8   | 2   | -   | -   | -   | 1   | 17  | 16  | 2   | 2   |  |
| 79     | -                    | -   | 2   | 8   | 17  | 29  | 20  | 3   | -   | -   | 3   | 10  | 6   | 1   | 1   | -   | -   | -   |  |
| 80     | -                    | -   | -   | -   | 8   | 15  | 36  | 22  | 17  | 2   | -   | -   | -   | -   | -   | -   | -   | -   |  |
| 83     | -                    | -   | -   | 2   | 9   | 18  | 33  | 14  | 1   | -   | -   | 1   | -   | 11  | 9   | -   | 2   | -   |  |
| 84     | -                    | 3   | 20  | 40  | 27  | 10  | -   | -   | -   | -   | -   | -   | -   | -   | -   | -   | -   | -   |  |
| 85     | -                    | -   | -   | -   | 1   | 4   | 9   | 4   | -   | 1   | 2   | 10  | 38  | 21  | 8   | 2   | -   | -   |  |
| 86     | 11                   | 48  | 36  | 5   | -   | -   | -   | -   | -   | -   | -   | -   | -   | -   | -   | -   | -   | -   |  |
| 88     | -                    | 3   | 2   | 7   | 19  | 32  | 13  | 6   | -   | -   | -   | -   | 10  | 5   | 3   | -   | -   | -   |  |
| 89     | -                    | -   | 3   | 4   | 24  | 11  | 8   | 12  | -   | -   | -   | 2   | 22  | 13  | 1   | -   | -   | -   |  |
| 90     | -                    | -   | 7   | 17  | 25  | 19  | 16  | 12  | 3   | 1   | -   | -   | -   | -   | -   | -   | -   | -   |  |
| 91     | -                    | -   | 5   | 25  | 37  | 27  | 5   | -   | -   | -   | -   | 1   | -   | -   | -   | -   | -   | -   |  |
| 93     | 3                    | 13  | 30  | 32  | 15  | 7   | -   | -   | -   | -   | -   | -   | -   | -   | -   | -   | -   | -   |  |
| 94     | -                    | -   | 1   | 8   | 13  | 30  | 16  | 3   | -   | -   | -   | 4   | 25  | -   | -   | -   | -   | -   |  |
| 95     | 7                    | 27  | 46  | 19  | 1   | -   | -   | -   | -   | -   | -   | -   | -   | -   | -   | -   | -   | -   |  |
| 96     | -                    | -   | -   | 7   | 16  | 22  | 24  | 6   | -   | -   | 2   | 12  | 10  | 1   | -   | -   | -   | -   |  |

| fish # | oocyte diameter (mm) |     |      |      |      |      |     |     |     |     |     |     |     |     |     |     |     |     |  |
|--------|----------------------|-----|------|------|------|------|-----|-----|-----|-----|-----|-----|-----|-----|-----|-----|-----|-----|--|
|        | 0.3                  | 0.4 | 0.5  | 0.6  | 0.7  | 0.8  | 0.9 | 1.0 | 1.1 | 1.2 | 1.3 | 1.4 | 1.5 | 1.6 | 1.7 | 1.8 | 1.9 | 2.0 |  |
| 97     | -                    | -   | -    | -    | 13   | 22   | 15  | 4   | -   | -   | 1   | 9   | 23  | 13  | -   | -   | -   | -   |  |
| 99     | 8                    | 26  | 26   | 31   | 9    | -    | -   | -   | -   | -   | -   | -   | -   | -   | -   | -   | -   | -   |  |
| 100    | -                    | 3   | 22   | 44   | 24   | 7    | -   | -   | -   | -   | -   | -   | -   | -   | -   | -   | -   | -   |  |
| 127    | -                    | -   | -    | 8    | 15   | 29   | 12  | 1   | 21  | 14  | -   | -   | -   | -   | -   | -   | -   | -   |  |
| total  | 71                   | 589 | 1302 | 1235 | 1024 | 1006 | 705 | 329 | 159 | 112 | 131 | 176 | 342 | 202 | 89  | 22  | 4   | 2   |  |
| count  | 17                   | 36  | 56   | 69   | 70   | 56   | 43  | 39  | 21  | 14  | 23  | 26  | 24  | 23  | 16  | 3   | 2   | 1   |  |

Appendix G: Oocyte data from 51 female Atlantic cod, *Gadus morhua*, sampled in Smith Sound, Trinity Bay, NF, on April 25, 1995. Fish number corresponds to fish number in Appendix B. Count refers to number of fish with a given oocyte size.

| fish # | oocyte diameter (mm) |     |     |     |     |     |     |     |     |     |     |     |     |     |     |     |     |     |
|--------|----------------------|-----|-----|-----|-----|-----|-----|-----|-----|-----|-----|-----|-----|-----|-----|-----|-----|-----|
|        | 0.3                  | 0.4 | 0.5 | 0.6 | 0.7 | 0.8 | 0.9 | 1.0 | 1.1 | 1.2 | 1.3 | 1.4 | 1.5 | 1.6 | 1.7 | 1.8 | 1.9 | 2.0 |
| 1      | -                    | 6   | 27  | 50  | 17  | -   | -   | -   | -   | -   | -   | -   | -   | -   | -   | -   | -   | -   |
| 2      | -                    | 5   | 58  | 37  | -   | -   | -   | -   | -   | -   | -   | -   | -   | -   | -   | -   | -   | -   |
| 3      | 1                    | 14  | 75  | 10  | -   | -   | -   | -   | -   | -   | -   | -   | -   | -   | -   | -   | -   | -   |
| 6      | 11                   | 65  | 24  | -   | -   | -   | -   | -   | -   | -   | -   | -   | -   | -   | -   | -   | -   | -   |
| 7      | -                    | 11  | 37  | 42  | 10  | -   | -   | -   | -   | -   | -   | -   | -   | -   | -   | -   | -   | -   |
| 9      | -                    | 1   | 13  | 35  | 46  | 5   | -   | -   | -   | -   | -   | -   | -   | -   | -   | -   | -   | -   |
| 10     | 2                    | 33  | 60  | 5   | -   | -   | -   | -   | -   | -   | -   | -   | -   | -   | -   | -   | -   | -   |
| 12     | -                    | 4   | 24  | 45  | 27  | -   | -   | -   | -   | -   | -   | -   | -   | -   | -   | -   | -   | -   |
| 13     | 1                    | 14  | 58  | 24  | 3   | -   | -   | -   | -   | -   | -   | -   | -   | -   | -   | -   | -   | -   |
| 14     | -                    | 34  | 54  | 12  | -   | -   | -   | -   | -   | -   | -   | -   | -   | -   | -   | -   | -   | -   |
| 15     | 3                    | 22  | 63  | 12  | -   | -   | -   | -   | -   | -   | -   | -   | -   | -   | -   | -   | -   | -   |
| 16     | -                    | 2   | 31  | 51  | 16  | -   | -   | -   | -   | -   | -   | -   | -   | -   | -   | -   | -   | -   |
| 17     | -                    | 52  | 48  | -   | -   | -   | -   | -   | -   | -   | -   | -   | -   | -   | -   | -   | -   | -   |
| 18     | -                    | 21  | 59  | 19  | 1   | -   | -   | -   | -   | -   | -   | -   | -   | -   | -   | -   | -   | -   |
| 19     | -                    | -   | 28  | 51  | 21  | -   | -   | -   | -   | -   | -   | -   | -   | -   | -   | -   | -   | -   |
| 20     | 1                    | 17  | 37  | 36  | 9   | -   | -   | -   | -   | -   | -   | -   | -   | -   | -   | -   | -   | -   |
| 21     | 2                    | 16  | 61  | 21  | -   | -   | -   | -   | -   | -   | -   | -   | -   | -   | -   | -   | -   | -   |
| 23     | 1                    | 5   | 46  | 39  | 9   | -   | -   | -   | -   | -   | -   | -   | -   | -   | -   | -   | -   | -   |
| 29     | 1                    | 35  | 57  | 7   | -   | -   | -   | -   | -   | -   | -   | -   | -   | -   | -   | -   | -   | -   |
| 30     | -                    | 21  | 64  | 15  | -   | -   | -   | -   | -   | -   | -   | -   | -   | -   | -   | -   | -   | -   |
| 31     | -                    | 2   | 28  | 42  | 26  | 2   | -   | -   | -   | -   | -   | -   | -   | -   | -   | -   | -   | -   |
| 32     | -                    | -   | 23  | 60  | 17  | -   | -   | -   | -   | -   | -   | -   | -   | -   | -   | -   | -   | -   |



| fish # | oocyte diameter (mm) |     |     |     |     |     |     |     |     |     |     |     |     |     |     |     |     |     |  |
|--------|----------------------|-----|-----|-----|-----|-----|-----|-----|-----|-----|-----|-----|-----|-----|-----|-----|-----|-----|--|
|        | 0.3                  | 0.4 | 0.5 | 0.6 | 0.7 | 0.8 | 0.9 | 1.0 | 1.1 | 1.2 | 1.3 | 1.4 | 1.5 | 1.6 | 1.7 | 1.8 | 1.9 | 2.0 |  |
| 35     | -                    | -   | 23  | 42  | 33  | 2   | -   | -   | -   | -   | -   | -   | -   | -   | -   | -   | -   | -   |  |
| 37     | -                    | -   | 2   | 1   | 16  | 28  | 23  | 7   | -   | -   | -   | -   | 7   | 12  | 4   | -   | -   | -   |  |
| 38     | -                    | -   | 3   | 10  | 32  | 42  | 13  | -   | -   | -   | -   | -   | -   | -   | -   | -   | -   | -   |  |
| 45     | -                    | 1   | 15  | 44  | 37  | 3   | -   | -   | -   | -   | -   | -   | -   | -   | -   | -   | -   | -   |  |
| 47     | -                    | 4   | 42  | 50  | 4   | -   | -   | -   | -   | -   | -   | -   | -   | -   | -   | -   | -   | -   |  |
| 50     | -                    | -   | 7   | 18  | 47  | 28  | -   | -   | -   | -   | -   | -   | -   | -   | -   | -   | -   | -   |  |
| 51     | -                    | -   | 1   | 14  | 31  | 51  | 3   | -   | -   | -   | -   | -   | -   | -   | -   | -   | -   | -   |  |
| 52     | 1                    | 52  | 47  | -   | -   | -   | -   | -   | -   | -   | -   | -   | -   | -   | -   | -   | -   | -   |  |
| 53     | -                    | -   | 37  | 47  | 16  | -   | -   | -   | -   | -   | -   | -   | -   | -   | -   | -   | -   | -   |  |
| 55     | 3                    | 33  | 47  | 17  | -   | -   | -   | -   | -   | -   | -   | -   | -   | -   | -   | -   | -   | -   |  |
| 60     | -                    | 1   | 31  | 43  | 25  | -   | -   | -   | -   | -   | -   | -   | -   | -   | -   | -   | -   | -   |  |
| 63     | 1                    | 27  | 51  | 20  | 1   | -   | -   | -   | -   | -   | -   | -   | -   | -   | -   | -   | -   | -   |  |
| 67     | -                    | 2   | 20  | 45  | 30  | 3   | -   | -   | -   | -   | -   | -   | -   | -   | -   | -   | -   | -   |  |
| 70     | -                    | 2   | 30  | 53  | 15  | -   | -   | -   | -   | -   | -   | -   | -   | -   | -   | -   | -   | -   |  |
| 71     | -                    | 3   | 31  | 44  | 22  | -   | -   | -   | -   | -   | -   | -   | -   | -   | -   | -   | -   | -   |  |
| 72     | 1                    | 8   | 39  | 49  | 3   | -   | -   | -   | -   | -   | -   | -   | -   | -   | -   | -   | -   | -   |  |
| 76     | -                    | -   | 3   | 23  | 47  | 27  | -   | -   | -   | -   | -   | -   | -   | -   | -   | -   | -   | -   |  |
| 79     | 1                    | 11  | 39  | 44  | 5   | -   | -   | -   | -   | -   | -   | -   | -   | -   | -   | -   | -   | -   |  |
| 80     | 1                    | 9   | 42  | 44  | 4   | -   | -   | -   | -   | -   | -   | -   | -   | -   | -   | -   | -   | -   |  |
| 81     | -                    | 3   | 33  | 55  | 9   | -   | -   | -   | -   | -   | -   | -   | -   | -   | -   | -   | -   | -   |  |
| 85     | -                    | 10  | 45  | 44  | 1   | -   | -   | -   | -   | -   | -   | -   | -   | -   | -   | -   | -   | -   |  |
| 87     | 2                    | 28  | 49  | 20  | 1   | -   | -   | -   | -   | -   | -   | -   | -   | -   | -   | -   | -   | -   |  |
| 88     | -                    | 3   | 41  | 48  | 8   | -   | -   | -   | -   | -   | -   | -   | -   | -   | -   | -   | -   | -   |  |
| 89     | -                    | 7   | 52  | 32  | 9   | -   | -   | -   | -   | -   | -   | -   | -   | -   | -   | -   | -   | -   |  |
| 90     | -                    | 22  | 51  | 26  | 1   | -   | -   | -   | -   | -   | -   | -   | -   | -   | -   | -   | -   | -   |  |

| fish # | oocyte diameter (mm) |     |      |      |     |     |     |     |     |     |     |     |     |     |     |     |     |     |
|--------|----------------------|-----|------|------|-----|-----|-----|-----|-----|-----|-----|-----|-----|-----|-----|-----|-----|-----|
|        | 0.3                  | 0.4 | 0.5  | 0.6  | 0.7 | 0.8 | 0.9 | 1.0 | 1.1 | 1.2 | 1.3 | 1.4 | 1.5 | 1.6 | 1.7 | 1.8 | 1.9 | 2.0 |
| 91     | -                    | -   | 4    | 22   | 63  | 11  | -   | -   | -   | -   | -   | -   | -   | -   | -   | -   | -   | -   |
| 99     | -                    | 1   | 17   | 54   | 28  | -   | -   | -   | -   | -   | -   | -   | -   | -   | -   | -   | -   | -   |
| 100    | -                    | 10  | 46   | 37   | 7   | -   | -   | -   | -   | -   | -   | -   | -   | -   | -   | -   | -   | -   |
| 102    | -                    | 9   | 48   | 41   | 2   | -   | -   | -   | -   | -   | -   | -   | -   | -   | -   | -   | -   | -   |
| total  | 33                   | 626 | 1871 | 1600 | 699 | 202 | 39  | 7   | 0   | 0   | 0   | 0   | 7   | 12  | 4   | 0   | 0   | 0   |
| count  | 16                   | 41  | 51   | 48   | 39  | 11  | 3   | 1   | 0   | 0   | 0   | 0   | 1   | 1   | 1   | 0   | 0   | 0   |

Appendix H: Data from wild Atlantic cod, *Gadus morhua*, sampled in Smith Sound, Trinity Bay, NF, on May 4, 1995. Fish 1 - 36 were collected at a different location than fish 37 - 100 (see chapter 2 for locations sampled). Note the maturity stages for females are: 0 = immature, 1 = eggs forming but no hydration and ovary is flaccid, 2 = some hydrated eggs (< 50%) and ovary increasing in size, 3 = full ovary with > 50% hydration (spawning to occur in immediate future). *L. br.* = *Lernaeocera branchialis*.

| fish | age  | length | whole      | sex   | mat.  | <i>L. br.</i> |
|------|------|--------|------------|-------|-------|---------------|
| #    | (yr) | (cm)   | wt.<br>(g) | (M/F) | stage | (#)           |
| 1    | 4    | 37.0   | 405        | F     | 0     | 0             |
| 2    | 5    | 49.0   | 850        | F     | 1     | 0             |
| 3    | 5    | 41.0   | 480        | F     | 0     | 0             |
| 4    | 5    | 47.0   | 780        | F     | 0     | 0             |
| 5    | 7    | 68.0   | 2490       | F     | 1     | 0             |
| 6    | 4    | 39.0   | 430        | M     | -     | 0             |
| 7    | 5    | 49.0   | 1070       | M     | -     | 0             |
| 8    | 5    | 53.0   | 1470       | F     | 3     | 0             |
| 9    | 5    | 46.0   | 755        | F     | 0     | 0             |
| 10   | 7    | 56.0   | 1380       | M     | -     | 0             |
| 11   | 5    | 46.0   | 890        | F     | 1     | 2             |
| 12   | 5    | 52.0   | 1030       | M     | -     | 0             |
| 13   | 5    | 54.0   | 1255       | M     | -     | 0             |
| 14   | 5    | 49.0   | 880        | F     | 1     | 0             |
| 15   | 5    | 51.0   | 1055       | F     | 1     | 0             |
| 16   | 7    | 62.0   | 2155       | M     | -     | 0             |
| 17   | 5    | 52.0   | 1330       | F     | 1     | 0             |
| 18   | 6    | 43.0   | 760        | F     | 1     | 2             |
| 19   | 6    | 57.0   | 1755       | F     | 0     | 1             |
| 20   | 5    | 50.0   | 1090       | F     | 1     | 0             |
| 21   | 6    | 64.0   | 2515       | F     | 1     | 0             |
| 22   | 5    | 44.0   | 775        | M     | -     | 0             |
| 23   | 5    | 41.0   | 565        | M     | -     | 1             |
| 24   | 4    | 41.0   | 590        | M     | -     | 0             |
| 25   | 5    | 48.0   | 980        | F     | 1     | 0             |
| 26   | 5    | 46.0   | 895        | M     | -     | 0             |
| 27   | 6    | 57.0   | 745        | M     | -     | 0             |
| 28   | 5    | 55.0   | 1260       | F     | 1     | 1             |

| fish | age  | length | whole<br>wt. | sex   | mat.<br>stage | <i>L. br.</i><br>(#) |
|------|------|--------|--------------|-------|---------------|----------------------|
| #    | (yr) | (cm)   | (g)          | (M/F) |               |                      |
| 29   | 7    | 58.0   | 1685         | M     | -             | 0                    |
| 30   | 5    | 43.0   | 620          | M     | -             | 0                    |
| 31   | 9    | 60.0   | 1660         | F     | 1             | 0                    |
| 32   | 5    | 45.0   | 790          | M     | -             | 0                    |
| 33   | 5    | 42.0   | 525          | M     | -             | 0                    |
| 34   | 5    | 50.0   | 1060         | F     | 1             | 0                    |
| 35   | 4    | 37.0   | 400          | M     | -             | 0                    |
| 36   | 5    | 46.0   | 890          | M     | -             | 0                    |
| 37   | 6    | 53.0   | 1040         | M     | -             | 0                    |
| 38   | 5    | 60.0   | 1610         | F     | 3             | 0                    |
| 39   | 5    | 53.0   | 1260         | F     | 3             | 0                    |
| 40   | 7    | 56.0   | 1425         | M     | -             | 0                    |
| 41   | 5    | 56.0   | 1520         | F     | 3             | 0                    |
| 42   | 6    | 56.0   | 1715         | F     | 3             | 0                    |
| 43   | 6    | 58.0   | 1450         | M     | -             | 0                    |
| 44   | 5    | 54.0   | 1335         | F     | 3             | 1                    |
| 45   | 7    | 62.0   | 2115         | F     | 3             | 0                    |
| 46   | 5    | 47.0   | 870          | F     | 1             | 0                    |
| 47   | 8    | 60.0   | 1560         | M     | -             | 0                    |
| 48   | 5    | 51.0   | 1130         | M     | -             | 0                    |
| 49   | 5    | 45.0   | 670          | M     | -             | 0                    |
| 50   | 5    | 45.0   | 745          | M     | -             | 1                    |
| 51   | 7    | 61.0   | 2010         | F     | 3             | 0                    |
| 52   | 6    | 58.0   | 1620         | M     | -             | 0                    |
| 53   | 5    | 43.0   | 620          | M     | -             | 0                    |
| 54   | 6    | 57.0   | 1675         | F     | 1             | 0                    |
| 55   | 7    | 62.0   | 2125         | M     | -             | 0                    |
| 56   | 4    | 36.0   | 395          | M     | -             | 0                    |
| 57   | 5    | 53.0   | 1460         | F     | 3             | 0                    |
| 58   | 6    | 50.0   | 975          | M     | -             | 0                    |
| 59   | 6    | 58.0   | 1665         | M     | -             | 0                    |
| 60   | 6    | 57.0   | 1755         | M     | -             | 0                    |
| 61   | 5    | 52.0   | 1010         | M     | -             | 0                    |
| 62   | 6    | 59.0   | 1575         | F     | 3             | 0                    |
| 63   | 7    | 58.0   | 1640         | F     | 3             | 0                    |
| 64   | 6    | 57.0   | 1360         | M     | -             | 0                    |
| 65   | 5    | 48.0   | 925          | F     | 3             | 0                    |
| 66   | 6    | 51.0   | 1095         | M     | -             | 0                    |

| fish<br># | age<br>(yr) | length<br>(cm) | whole<br>wt.<br>(g) | sex<br>(M/F) | mat.<br>stage | <i>L. br.</i><br>(#) |
|-----------|-------------|----------------|---------------------|--------------|---------------|----------------------|
| 67        | 6           | 59.0           | 1575                | F            | 3             | 0                    |
| 68        | 4           | 45.0           | 725                 | M            | -             | 0                    |
| 69        | 6           | 64.0           | 2655                | F            | 1             | 0                    |
| 70        | 5           | 58.0           | 1380                | F            | 1             | 0                    |
| 71        | 6           | 57.0           | 1465                | M            | -             | 0                    |
| 72        | 6           | 49.0           | 925                 | M            | -             | 0                    |
| 73        | 6           | 54.0           | 1465                | F            | 3             | 0                    |
| 74        | 6           | 55.0           | 1215                | M            | -             | 0                    |
| 75        | 7           | 60.0           | 1510                | M            | -             | 0                    |
| 76        | 6           | 55.0           | 1430                | M            | -             | 0                    |
| 77        | 6           | 59.0           | 1675                | M            | -             | 0                    |
| 78        | 6           | 51.0           | 1000                | M            | -             | 0                    |
| 79        | 7           | 48.0           | 920                 | F            | 3             | 0                    |
| 80        | 6           | 55.0           | 1300                | M            | -             | 0                    |
| 81        | 5           | 49.0           | 925                 | M            | -             | 0                    |
| 82        | 4           | 44.0           | 590                 | M            | -             | 0                    |
| 83        | 5           | 53.0           | 1095                | M            | -             | 0                    |
| 84        | 6           | 56.0           | 1355                | M            | -             | 0                    |
| 85        | 5           | 53.0           | 1185                | M            | -             | 0                    |
| 86        | 6           | 56.0           | 1545                | F            | 3             | 0                    |
| 87        | 6           | 53.0           | 1325                | M            | -             | 0                    |
| 88        | 6           | 56.0           | 1220                | M            | -             | 0                    |
| 89        | 6           | 59.0           | 1795                | F            | 1             | 0                    |
| 90        | 5           | 51.0           | 1250                | M            | -             | 0                    |
| 91        | 5           | 48.0           | 1035                | F            | 1             | 0                    |
| 92        | 7           | 64.0           | 2600                | M            | -             | 0                    |
| 93        | 6           | 54.0           | 1185                | M            | -             | 0                    |
| 94        | 6           | 56.0           | 1585                | F            | 3             | 0                    |
| 95        | 6           | 55.0           | 1245                | M            | -             | 0                    |
| 96        | 4           | 46.0           | 795                 | M            | -             | 0                    |
| 97        | 5           | 53.0           | 1190                | M            | -             | 0                    |
| 98        | 6           | 53.0           | 1140                | M            | -             | 0                    |
| 99        | 5           | 49.0           | 920                 | M            | -             | 0                    |
| 100       | 5           | 47.0           | 735                 | F            | 0             | 1                    |





